


***FINANCIAL REPORTS
FOR THE MONTH OF
JUNE, 2018
BRADFORD
EXEMPTED VILLAGE
SCHOOL DISTRICT***



Date: 07/05/2018
Time: 4:17 am

BRADFORD EXEMPTED VILLAGE SD
Financial Report by Fund
CASH CONTROL

Begin Balance	MTD Receipts	FYTD Receipts	MTD Expenditures	FYTD Expenditures	Current Fund Balance	Current Encumbrances	Unencumbered Fund Balance
	TOTAL FOR Fund 001 - GENERAL:						
5,261,260.44	565,129.90	7,145,548.91	617,116.29	6,466,393.72	5,940,415.63	375,346.72	5,565,068.91
	TOTAL FOR Fund 002 - BOND RETIREMENT:						
186,858.12	0.00	107,942.05	0.00	123,910.52	170,889.65	0.00	170,889.65
	TOTAL FOR Fund 003 - PERMANENT IMPROVEMENT:						
489,183.90	0.00	0.00	0.00	47,920.00	441,263.90	0.00	441,263.90
	TOTAL FOR Fund 006 - FOOD SERVICE:						
67,541.44	9,624.39	248,707.73	11,128.78	224,530.07	91,719.10	717.12	91,001.98
	TOTAL FOR Fund 007 - SPECIAL TRUST:						
50,726.15	0.00	4,500.00	5,219.80	20,719.80	34,506.36	8,250.00	26,256.36
	TOTAL FOR Fund 008 - ENDOWMENT:						
54,727.74	93.53	978.41	1,000.00	1,130.91	54,575.24	1,000.00	53,575.24
	TOTAL FOR Fund 018 - PUBLIC SCHOOL SUPPORT:						
33,783.12	391.25	22,980.73	322.47	23,128.18	33,585.67	1,720.84	31,864.83
	TOTAL FOR Fund 019 - OTHER GRANT:						
17,266.58	0.00	10,800.00	228.00	5,959.41	22,207.17	4,037.93	18,169.24
	TOTAL FOR Fund 022 - DISTRICT AGENCY:						
0.00	1,039.96	5,824.96	2,578.82	4,385.46	1,439.50	0.00	1,439.50
	TOTAL FOR Fund 034 - CLASSROOM FACILITIES MAINT.:						
502,200.52	67,876.08	87,819.35	0.00	149,099.23	440,920.64	0.00	440,920.64
	TOTAL FOR Fund 200 - STUDENT MANAGED ACTIVITY:						
26,823.32	206.00	37,217.24	1,333.13	35,059.43	26,981.13	3,788.95	25,192.18
	TOTAL FOR Fund 300 - DISTRICT MANAGED ACTIVITY:						
13,370.19	50,691.29	173,293.43	76,737.55	162,771.51	23,892.11	18,279.79	5,612.32
	TOTAL FOR Fund 451 - DATA COMMUNICATION FUND:						
0.00	0.00	3,600.00	3,600.00	3,600.00	0.00	0.00	0.00
	TOTAL FOR Fund 499 - MISCELLANEOUS STATE GRANT FUN:						
0.00	147.50	147.50	147.50	147.50	0.00	0.00	0.00
	TOTAL FOR Fund 516 - IDEA PART B GRANTS:						
0.00	132,957.86	132,957.86	132,957.86	132,957.86	0.00	0.00	0.00
	TOTAL FOR Fund 572 - TITLE I DISADVANTAGED CHILDRE:						
0.00	1,014.16	213,668.24	51,286.05	213,719.30	148.94	0.00	148.94

Date: 07/05/2018
 Time: 4:17 am

BRADFORD EXEMPTED VILLAGE SD
 Financial Report by Fund
 CASH CONTROL

Begin Balance	MTD Receipts	FYTD Receipts	MTD Expenditures	FYTD Expenditures	Current Fund Balance	Current Encumbrances	Unencumbered Fund Balance
0.00	3,380.27	3,380.27	3,380.27	3,380.27	0.00	0.00	0.00
0.00	5,075.55	24,577.41	5,110.73	24,577.41	0.00	0.00	0.00
0.00	45,640.00	109,338.58	60,058.80	93,814.35	15,524.23	0.00	15,524.23
GRAND TOTALS:	6,703,741.53	8,333,532.67	972,206.05	7,737,204.93	7,300,089.27	413,141.35	6,886,927.92

TOTAL FOR Fund 587 - IDEA PRESCHOOL-HANDICAPPED:

TOTAL FOR Fund 590 - IMPROVING TEACHER QUALITY:

TOTAL FOR Fund 599 - MISCELLANEOUS FED. GRANT FUND

Date: 07/05/2018
 Time: 4:17 am

BRADFORD EXEMPTED VILLAGE SD
 Financial Detail Report for 06/01/2018 - 06/30/2018 by FUND-SCC
 Called from FINSUM to check balances

Page: 1
 (FINDET)

	Begin Balance	Receipts	Expenditures	End Balance
TOTAL FOR FUND-SCC 001 0000 (GENERAL FUND):	5,802,932.47	559,258.12	600,539.19	5,760,751.40
TOTAL FOR FUND-SCC 001 9000 (GENERAL):	67.98-	5,219.80	0.00	5,151.82
TOTAL FOR FUND-SCC 001 9002 (SED BUS PURCHASE SET-ASIDES DARKE CO):	31,156.92	0.00	0.00	31,156.92
TOTAL FOR FUND-SCC 001 9003 (MH BUS PURCHASE SET-ASIDES - DARKE CO)	66,502.99	0.00	0.00	66,502.99
TOTAL FOR FUND-SCC 001 9045 (GENERAL):	33,094.47	0.00	0.00	33,094.47
TOTAL FOR FUND-SCC 001 9121 (TEXTBOOK AND INSTRUCTIONAL MATERIALS S	109,621.00	0.00	82.27	109,538.73
TOTAL FOR FUND-SCC 001 9122 (CAPITAL MAINTENANCE SET-ASIDES):	270,594.99-	0.00	0.00	270,594.99-
TOTAL FOR FUND-SCC 001 9125 (Cafeteria Plan Refunds):	0.00	651.98	0.00	651.98
TOTAL FOR FUND-SCC 001 9194 (GENERAL FUND - STATE BUS PURCHASE ALLO	4,229.48	0.00	0.00	4,229.48
TOTAL FOR FUND-SCC 001 9195 (GENERAL FUND - PARITY):	116,690.81	0.00	0.00	116,690.81
TOTAL FOR FUND-SCC 001 9222 (GENERAL):	230.83	0.00	0.00	230.83
TOTAL FOR FUND-SCC 001 9320 (GENERAL):	30.00	0.00	0.00	30.00
TOTAL FOR FUND-SCC 001 9412 (GENERAL STATE SETASIDE):	113,345.65	0.00	0.00	113,345.65
TOTAL FOR FUND-SCC 001 9718 (GENERAL):	13,869.63-	0.00	16,494.83	30,364.46-
TOTAL FOR FUND-SCC 002 0000 (BOND RETIREMENT 4.12 MILLS BOND REG/BL	146,680.65	0.00	0.00	146,680.65
TOTAL FOR FUND-SCC 002 9020 (BOND RETIREMENT .58 MILLS BOND SITE 20	24,209.00	0.00	0.00	24,209.00
TOTAL FOR FUND-SCC 003 0000 (PERMANENT IMPROVEMENT FUND):	441,263.90	0.00	0.00	441,263.90
TOTAL FOR FUND-SCC 006 0000 (LUNCHROOM/FOOD SERVICE):	98,223.49	9,624.39	11,128.78	91,719.10
TOTAL FOR FUND-SCC 007 9000 (UNCLAIMED FUNDS):	5,709.53	0.00	5,219.80	489.73
TOTAL FOR FUND-SCC 007 9800 (BRADFORD FIRE & RESCUE SCHOLARSHIP):	500.00-	0.00	0.00	500.00-
TOTAL FOR FUND-SCC 007 9801 (CREIGLOW SCHOLARSHIP FUND):	1,000.00	0.00	0.00	1,000.00
TOTAL FOR FUND-SCC 007 9902 (BLESSSED DIRECTION INC. SCHOLARSHIP):	5,500.00	0.00	0.00	5,500.00
TOTAL FOR FUND-SCC 007 9903 (MAX WEAVER SCHOLARSHIP FUND):	500.00	0.00	0.00	500.00
TOTAL FOR FUND-SCC 007 9905 (MISC SCHOLARSHIP DONATIONS):	3,250.00-	0.00	0.00	3,250.00-
TOTAL FOR FUND-SCC 007 9906 (GOVINGTON EAGLES SCHOLARSHIP FUND):	3,774.62	0.00	0.00	3,774.62
TOTAL FOR FUND-SCC 007 9907 (PEPSI AND COCA-COLA SCHOLARSHIP FUNDS)	2,500.00	0.00	0.00	2,500.00

Date: 07/05/2018
 Time: 4:17 am

BRADFORD EXEMPTED VILLAGE SD
 Financial Detail Report for 06/01/2018 - 06/30/2018 by FUND-SCC
 Called from FINSUM to check balances

Page: 2
 (FINDET)

	Begin Balance	Receipts	Expenditures	End Balance
TOTAL FOR FUND-SCC 007 9908 (RICHARD "DICK" HARMON SCHOLARSHIP FUND	25,500.00	0.00	0.00	25,500.00
TOTAL FOR FUND-SCC 007 9909 (VERNON LINDEMAN LINEMAN SCHOLARSHIP):	1,000.00	0.00	0.00	1,000.00
TOTAL FOR FUND-SCC 007 9912 (HAROLD MARKER SCHOLARSHIP FUND):	2,000.00	0.00	0.00	2,000.00
TOTAL FOR FUND-SCC 007 9996 (PRODUCTION PAINT FINISHERS GRANT/SPECI	4,007.99-	0.00	0.00	4,007.99-
TOTAL FOR FUND-SCC 008 0000 (MADE KINDERGARTEN):	10,279.17	17.65	0.00	10,296.82
TOTAL FOR FUND-SCC 008 9202 (BEARD ENDOWMENT):	45,202.54	75.88	1,000.00	44,278.42
TOTAL FOR FUND-SCC 018 9110 (PRINCIPAL FUND - ELEMENTARY):	15,295.14	341.25	302.20	15,334.19
TOTAL FOR FUND-SCC 018 9113 (ELEMENTARY PRINCIPAL -BOX TOPS):	13,216.28	0.00	0.00	13,216.28
TOTAL FOR FUND-SCC 018 9130 (HIGH SCHOOL PRINCIPAL FUND):	2,567.47	50.00	20.27	2,597.20
TOTAL FOR FUND-SCC 018 9131 (HIGH SCHOOL PRINCIPAL (AFTER PROM) FUN	250.00	0.00	0.00	250.00
TOTAL FOR FUND-SCC 018 9222 (HIGH SCHOOL PRINCIPAL FUND LIBRARY):	2,188.00	0.00	0.00	2,188.00
TOTAL FOR FUND-SCC 019 9001 (SHOPA KIDS IN NEED FOUNDATION GRANT):	0.35	0.00	0.00	0.35
TOTAL FOR FUND-SCC 019 9003 (MIAMI COUNTY FOUNDATION-FEELING GOOD M	1.84	0.00	0.00	1.84
TOTAL FOR FUND-SCC 019 9004 (RADIO & TEL NEWS DIRECTORS FOUND MEDIA	174.02	0.00	0.00	174.02
TOTAL FOR FUND-SCC 019 9005 (ECO GARDEN GRANT MIAMI COUNTY PARK DIS	500.00	0.00	0.00	500.00
TOTAL FOR FUND-SCC 019 9007 (REED - VALEDICTORIAN/MEMORIAL):	309.58	0.00	0.00	309.58
TOTAL FOR FUND-SCC 019 9008 (MIAMI COUNTY FOUNDATION ECO GARDEN GRA	3.75	0.00	0.00	3.75
TOTAL FOR FUND-SCC 019 9009 (ELEMENTARY ART - TROY FOUNDATION):	12.91	0.00	0.00	12.91
TOTAL FOR FUND-SCC 019 9011 (MIAMI COUNTY FOUNDATION ALL ABOARD PRO	102.22	0.00	0.00	102.22
TOTAL FOR FUND-SCC 019 9012 (MAC GRANT):	1,093.18	0.00	0.00	1,093.18
TOTAL FOR FUND-SCC 019 9015 (MIAMI COUNTY FOUNDATION ELEMENTARY GRA	20.25	0.00	0.00	20.25
TOTAL FOR FUND-SCC 019 9017 (EAGLES-COVINGTON DONATION):	5,927.64	0.00	0.00	5,927.64
TOTAL FOR FUND-SCC 019 9018 (MIAMI COUNTY FOUNDATION-ART DISCOVERY	512.62	0.00	0.00	512.62
TOTAL FOR FUND-SCC 019 9022 (MISCELLANEOUS FIELD TRIP GRANTS):	758.76	0.00	0.00	758.76
TOTAL FOR FUND-SCC 019 9023 (VIVIAN RUSSELL KINDERGARTEN FUND):	57.87	0.00	0.00	57.87
TOTAL FOR FUND-SCC 019 9024 (ANNA BIER ART GRANT):	593.99	0.00	0.00	593.99

Date: 07/05/2018
 Time: 4:17 am

BRADFORD EXEMPTED VILLAGE SD
 Financial Detail Report for 06/01/2018 - 06/30/2018 by FUND-SCC
 Called from FINSUM to check balances

	Begin Balance	Receipts	Expenditures	End Balance
TOTAL FOR FUND-SCC 019 9026 (BELIEVE IN OHIO GRANT):	67.65	0.00	0.00	67.65
TOTAL FOR FUND-SCC 019 9131 (MIAMI COUNTY FOUNDATION SEMI-ANNUAL GR	1,788.54	0.00	228.00	1,560.54
TOTAL FOR FUND-SCC 019 9181 (MIAMI COUNTY PARKS - GIZMOS GRANT):	2,200.00	0.00	0.00	2,200.00
TOTAL FOR FUND-SCC 019 9182 (Miami County Parks-7th Growth Mindsets	1,750.00	0.00	0.00	1,750.00
TOTAL FOR FUND-SCC 019 9222 (OTHER GRANT LIBRARY):	10.00	0.00	0.00	10.00
TOTAL FOR FUND-SCC 019 9230 (OTHER GRANT):	150.00	0.00	0.00	150.00
TOTAL FOR FUND-SCC 019 9517 (OTHER GRANT):	6,400.00	0.00	0.00	6,400.00
TOTAL FOR FUND-SCC 022 0000 (OHSAA TOURNAMENT ACCOUNTS):	2,978.36	0.00	2,578.82	399.54
TOTAL FOR FUND-SCC 022 9718 (DISTRICT AGENCY):	0.00	1,039.96	0.00	1,039.96
TOTAL FOR FUND-SCC 034 0000 (CLASSROOM FAC. MAINT.):	372,448.55	67,876.08	0.00	440,324.63
TOTAL FOR FUND-SCC 034 9045 (MAINTENANCE FUND DELINQUENCIES):	596.01	0.00	0.00	596.01
TOTAL FOR FUND-SCC 200 9000 (MULTIPLE DISABILITIES CLASS):	2,463.44	36.00	0.00	2,499.44
TOTAL FOR FUND-SCC 200 9018 (CLASS OF 2018):	328.37	0.00	19.81	308.56
TOTAL FOR FUND-SCC 200 9019 (CLASS OF 2019):	1,703.77	0.00	86.43	1,617.34
TOTAL FOR FUND-SCC 200 9020 (CLASS OF 2020):	1,018.15	0.00	0.00	1,018.15
TOTAL FOR FUND-SCC 200 9021 (STUDENT MANAGED ACT):	1,402.05	0.00	0.00	1,402.05
TOTAL FOR FUND-SCC 200 9119 (POWER OF THE PEN):	280.00	0.00	0.00	280.00
TOTAL FOR FUND-SCC 200 9128 (SPANISH CLUB):	28.73	0.00	0.00	28.73
TOTAL FOR FUND-SCC 200 9130 (MUSE MACHINE):	2,001.22	0.00	0.00	2,001.22
TOTAL FOR FUND-SCC 200 9131 (DRAMA CLUB):	6,099.49	0.00	0.00	6,099.49
TOTAL FOR FUND-SCC 200 9133 (GLEE CLUB):	368.65	0.00	0.00	368.65
TOTAL FOR FUND-SCC 200 9330 (FUTURE FARMERS OF AMERICA):	5,037.15	470.00	756.14	4,751.01
TOTAL FOR FUND-SCC 200 9400 (HIGH SCHOOL MUSIC DEPARTMENT):	571.12	0.00	0.00	571.12
TOTAL FOR FUND-SCC 200 9610 (ELEMENTARY STUDENT COUNCIL):	648.32	0.00	0.00	648.32
TOTAL FOR FUND-SCC 200 9630 (HIGH SCHOOL STUDENT COUNCIL):	1,179.06	0.00	0.00	1,179.06
TOTAL FOR FUND-SCC 200 9660 (YEARBOOK):	6,829.26	300.00-	0.00	6,529.26

Date: 07/05/2018
 Time: 4:17 am

BRADFORD EXEMPTED VILLAGE SD
 Financial Detail Report for 06/01/2018 - 06/30/2018 by FUND-SCC
 Called from FINSUM to check balances

	Begin Balance	Receipts	Expenditures	End Balance
TOTAL FOR FUND-SCC 200 9710 (NATIONAL HONOR SOCIETY):	148.48	0.00	470.75	321.27-
TOTAL FOR FUND-SCC 300 9001 (HIGH SCHOOL ART):	721.58	0.00	0.00	721.58
TOTAL FOR FUND-SCC 300 9002 (WASHINGTON DC TRIP - 8TH GRADE):	29,825.53	691.25	21,875.00	8,441.78
TOTAL FOR FUND-SCC 300 9004 (MEDIA-TECH CLASS):	5.57	0.00	0.00	5.57
TOTAL FOR FUND-SCC 300 9500 (ATHLETIC DIRECTOR):	18,835.69	50,000.04	54,862.55	13,973.18
TOTAL FOR FUND-SCC 300 9501 (ATHLETIC DIRECTOR FSM):	750.00	0.00	0.00	750.00
TOTAL FOR FUND-SCC 451 9718 (DATA COMM):	3,600.00	0.00	3,600.00	0.00
TOTAL FOR FUND-SCC 499 9718 (MISC. STATE GRANT):	0.00	147.50	147.50	0.00
TOTAL FOR FUND-SCC 516 9017 (IDEA PART B):	0.00	16,945.73	16,945.73	0.00
TOTAL FOR FUND-SCC 516 9018 (IDEA PART B):	0.00	116,012.13	116,012.13	0.00
TOTAL FOR FUND-SCC 572 0000 (TITLE I):	148.94	0.00	0.00	148.94
TOTAL FOR FUND-SCC 572 9217 (TITLE I DISADVANTAGED YOUTH FY17):	10,650.29	0.00	10,650.29	0.00
TOTAL FOR FUND-SCC 572 9718 (TITLE I DISADVANTAGES YOUTH FY18):	39,621.60	1,014.16	40,635.76	0.00
TOTAL FOR FUND-SCC 587 9017 (PRESCHOOL MONIES):	0.00	401.14	401.14	0.00
TOTAL FOR FUND-SCC 587 9018 (PRESCHOOL MONIES):	0.00	2,979.13	2,979.13	0.00
TOTAL FOR FUND-SCC 590 9718 (IMPROVING TEACHER QUALITY FY2018):	35.18	5,075.55	5,110.73	0.00
TOTAL FOR FUND-SCC 599 0000 (OTHER MISC FEDERAL GRANTS):	15.73	0.00	0.00	15.73
TOTAL FOR FUND-SCC 599 9718 (MISC. FED. GRANT):	0.00	8,116.00	8,116.00	0.00
TOTAL FOR FUND-SCC 599 9916 (REAP FY2016):	6,267.30	0.00	6,267.30	0.00
TOTAL FOR FUND-SCC 599 9917 (REAP FY2017):	23,660.00	5,070.00	26,195.00	2,535.00
TOTAL FOR FUND-SCC 599 9918 (REAP GRANT FOR 2017-2018):	0.00	32,454.00	19,480.50	12,973.50

Date: 07/05/2018
Time: 4:17 am

BRADFORD EXEMPTED VILLAGE SD
Financial Detail Report for 06/01/2018 - 06/30/2018 by FUND-SCC
Called from FINSUM to check balances

Page: 5
(FINDET)

Begin Balance	Receipts	Expenditures	End Balance
7,389,007.58	883,267.74	972,206.05	7,300,069.27

GRAND TOTALS:

DEPOSITORY	MONTH OF JUNE			VARIANCE		
	MAY		JUNE			
FIRST FINANCIAL BANK		0				\$ -
COVINGTON SAVINGS & LOAN	\$ 87,176.93		\$ 120,815.13			\$ 33,638.20
COVINGTON SAVINGS & LOAN	\$ 2,949.78		\$ 500.01			\$ (2,449.77)
GREENVILLE NATIONAL BANK	\$ 1,000.00		\$ 1,000.00			\$ -
SECOND NATIONAL BANK	\$ 725,219.78		\$ 728,193.72			\$ 2,973.94
STAR OHIO	\$ 2,609,042.43		\$ 2,482,127.11			\$ (126,915.32)
STAR OHIO PLUS	\$ 2,463,518.66		\$ 2,467,433.30			\$ 3,914.64
						\$ -
	\$ 5,888,907.58		\$ 5,800,069.27			\$ (88,838.31)
						\$ -
						\$ -
CDARS	\$ 1,500,000.00		\$ 1,500,000.00			\$ -
PETTY CASH	\$ 100.00		\$ -			\$ (100.00)
LIBRARY CHANGE FUND	\$ -		\$ -			\$ -
CAFETERIA CHANGE FUND	\$ -		\$ -			\$ -
	\$ 7,389,007.58		\$ 7,300,069.27			\$ (88,938.31)

DATE: 07/05/2018
TIME: 04:22

BRADFORD EXEMPTED VILLAGE SD
CASH RECONCILIATION AS OF 06/30/2018

PAGE: 1
(USAEMSED)

	SUB-TOTALS	TOTALS
	-----	-----
Gross Depository Balances:		
SECOND NATIONAL BANK	\$ 728,193.72	
COVINGTON SAVINGS & LOAN	185,296.70	
COVINGTON SAVINGS & LOAN-ATHLETI	500.01	
STAR OHIO	2,482,127.11	
STAR OHIO PLUS	2,467,433.30	
FIRST FINANCIAL BANK	20,452.33	
GREENVILLE NATIONAL BANK	1,000.00	

Total Depository Balances (Gross)		\$ 5,885,003.17
Adjustments to Bank Balance:		
Cash in Transit to Bank	\$ 57.00	
Outstanding Checks	84,990.90-	
Adjustments	0.00	


Total Adjustments to Bank Balance		84,933.90-
Investments:		
Treasury Bonds and Notes	\$ 0.00	
Certificate of Deposits	1,500,000.00	
Other Securities	0.00	
Other Investments:		

Total Investments		1,500,000.00
Cash on Hand:		
Petty Cash:		
Change Cash:		
Cash with Fiscal Agent	0.00	

Total Cash on Hand		0.00

Total Balances		\$ 7,300,069.27
		=====
Total Fund Balance		\$ 7,300,069.27
		=====
Depository Clearance Accounts:		

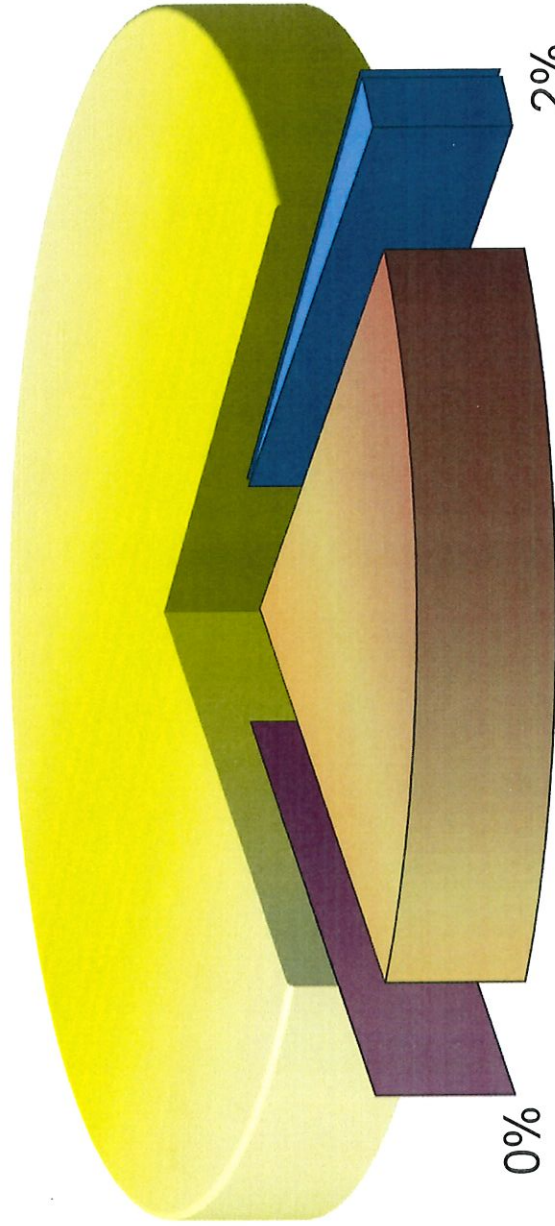
Total Clearance Account Balances		\$ 0.00



Treasurer

INVESTMENT JUNE 2018

78%



0% 0%

CD'S

US AGENCIES

MONEY MARKETS

MUTUAL FUND

FORM SM-2 OHIO DEPARTMENT OF EDUCATION - OFFICE OF SCHOOL MANAGEMENT ASSISTANCE ANNUAL SPENDING PLAN (CURRENT OPERATION - GENERAL FUND ONLY - O.R.C. 5705.391)

	MONTHLY ESTIMATE	MONTHLY ACTUAL	MONTHLY DIFFERENCE	FISCAL YTD ESTIMATE	FISCAL YTD ACTUAL	FISCAL YTD DIFFERENCE
REVENUES						
01.010 General Property (Real Estate)	0	0	0	0	916,633	916,633
01.020 Tangible Personal Property Tax	0	0	0	0	44,244	44,244
01.030 Income Tax	0	0	0	0	1,124,832	1,124,832
01.035 Unrestricted Grants-In-Aid	0	349,663	349,663	0	4,136,379	4,136,379
01.040 Restricted Grants-In-Aid	0	12,444	12,444	0	45,581	45,581
01.045 Restricted Grants-In-Aid - SFSF	0	0	0	0	0	0
01.050 Property Tax Allocation	0	0	0	0	153,172	153,172
01.060 All Other Operating Revenue	0	49,217	49,217	0	527,513	527,513
01.070 Total Revenue	0	411,324	411,324	0	6,948,354	6,948,354
OTHER FINANCING SOURCES						
02.010 Proceeds from Sale of Notes	0	0	0	0	0	0
02.020 State Emergency Loans & Advancements (Approved)	0	0	0	0	0	0
02.040 Operating Transfers-In	0	0	0	0	0	0
02.050 Advances-In	0	153,218	153,218	0	153,218	153,218
02.060 All Other Financing Sources	0	589	589	0	43,977	43,977
02.070 Total Other Financing Sources	0	153,807	153,807	0	197,195	197,195
02.080 Total Revenues and Other Financing Sources	0	565,131	565,131	0	7,145,549	7,145,549
EXPENDITURES						
03.010 Personal Services	0	273,101	273,101	0	3,214,921	3,214,921
03.020 Employees' Retirement/Insurance Benefits	0	84,616	84,616	0	1,157,373	1,157,373
03.030 Purchased Services	0	187,913	187,913	0	1,633,200	1,633,200
03.040 Supplies and Materials	0	5,737	5,737	0	68,720	68,720
03.050 Capital Outlay	0	16,420	16,420	0	65,489	65,489
03.060 Intergovernmental	0	0	0	0	0	0
04.010 Debt Service: All Principal (Historical)	0	0	0	0	0	0
04.020 Debt Service: Principal - Notes	0	0	0	0	0	0
04.030 Debt Service: Principal - State Loans	0	0	0	0	0	0
04.040 Debt Service: Principal - State Advancements	0	0	0	0	0	0
04.050 Debt Service: Principal - HB 264 Loans	0	0	0	0	0	0
04.055 Debt Service: Principal - Other	0	0	0	0	0	0
04.060 Debt Service: Interest and Fiscal Charges	0	0	0	0	0	0
04.300 Other Objects	0	2,967	2,967	0	92,337	92,337
04.500 Total Expenditures	0	531,980	531,980	0	6,232,040	6,232,040
OTHER FINANCING USES						
05.010 Operating Transfers - Out	0	50,000	50,000	0	50,000	50,000
05.020 Advances - Out	0	35,137	35,137	0	184,355	184,355
05.030 All Other Financing Uses	0	0	0	0	0	0
05.040 Total Other Financing Uses	0	85,137	85,137	0	234,355	234,355
05.050 Total Expenditure and Other Financing Uses	0	617,117	617,117	0	6,466,395	6,466,395
06.010 Excess Rev & Oth Financing Sources over(under) Exp &	0	51,986	51,986	0	679,154	679,154
07.010 Beginning Cash Balance	0	5,992,400	5,992,400	0	5,261,260	5,261,260
07.020 Ending Cash Balance	0	5,940,414	5,940,414	0	5,940,414	5,940,414
08.010 Outstanding Encumbrances	0	375,347	375,347	0	375,347	375,347

RECEIPT LIST
 List of Receipt Items by Date
 MONTHLY REVENUE POSTINGS

Receipt Number	Item Number	Stat	Stat2	Description	Amount
----------------	-------------	------	-------	-------------	--------

Receipt Date: 06/01/2018

994405	0001	A		LUNCH-PUBLIC SECT 11	211.38
994405	0002	A		LUNCH-PUBLIC SECT 11	7,217.07
994405	0003	A		CRRS BREAKFAST REIMB -MAY 18	2,038.76
RECEIPT TOTAL:					9,467.21
TOTAL FOR DATE: 06/01/2018					9,467.21

Receipt Date: 06/04/2018

994406	0001	A		Lighting replacement scrap	184.00
994406	0002	A		Lighting replacement scrap	217.00
994406	0003	A		Lighting replacement scrap	119.00
994406	0004	A		Lighting replacement scrap	35.00
994406	0005	A		Lightin replacement scrap	34.00
RECEIPT TOTAL:					589.00
994407	0001	A		student fees	60.00
RECEIPT TOTAL:					60.00
TOTAL FOR DATE: 06/04/2018					649.00

Receipt Date: 06/05/2018

994408	0001	A		Trail Mix Sales	36.00
RECEIPT TOTAL:					36.00
994411	0001	B	EX	Refund on flower baskets	16.08
RECEIPT TOTAL:					16.08
TOTAL FOR DATE: 06/05/2018					52.08

Receipt Date: 06/06/2018

994409	0001	A		Copies for individuals	81.75
RECEIPT TOTAL:					81.75
TOTAL FOR DATE: 06/06/2018					81.75

List of Receipt Items by Date
MONTHLY REVENUE POSTINGS

Receipt Number	Item Number	Stat	Stat2	Description	Amount
Receipt Date: 06/07/2018					
994410	0001	A		FFA Dues	20.00
RECEIPT TOTAL:					20.00
994412	0001	A		D Stryker # 1242	200.00
994412	0002	A		God's Tabernacle # 770	100.00
994412	0003	A		T Bryan # 4759	50.00
994412	0004	A		Calvery Baptist Church # 2316	100.00
RECEIPT TOTAL:					450.00
994413	0001	B	EX	Refund of Prof Leave	425.00
RECEIPT TOTAL:					425.00
994414	0001	A		catastrophic costs	10,172.04
RECEIPT TOTAL:					10,172.04
994415	0001	A		currency-yearbook sales	20.00
RECEIPT TOTAL:					20.00
994417	0001	A			97.50
RECEIPT TOTAL:					97.50
994418	0001	B	EX	boys baseball	(1,515.00)
994418	0002	B	EX	boys basketball	(1,120.00)
994418	0003	B	EX	high school boys basketball	(3,155.00)
994418	0004	B	EX	girls basketball	(3,042.50)
994418	0005	B	EX	ms girls basketball	(1,280.00)
994418	0006	B	EX	boys football	(1,950.00)
994418	0007	B	EX	Golf	(54.00)
994418	0008	B	EX	girls softball	(1,380.00)
994418	0009	B	EX	girls volleyball	(2,170.00)
994418	0010	B	EX	boys basketball	3,050.00
994418	0011	B	EX	football	650.00
994418	0012	B	EX	girls basketball	3,727.50
994418	0013	B	EX	girls volleyball	130.00
994418	0014	B	EX	boys baseball	2,880.00
994418	0015	B	EX	football	1,300.00
994418	0016	B	EX	golf	54.00
994418	0017	B	EX	softball	2,170.00
994418	0018	B	EX	Girls volleyball	2,690.00
994418	0019	A		7306L SAUNDERS FAIRLAWN UFUNDS	60.00
994418	0020	A		7307 COLLINS FAIRLAWN U FUNDS	60.00

List of Receipt Items by Date
MONTHLY REVENUE POSTINGS

Receipt Number	Item Number	Stat	Stat2	Description	Amount
----------------	-------------	------	-------	-------------	--------

Receipt Date: 06/07/2018

994418	0021	A		7108 D LONG UNCLAIMED FUNDS	45.00
994418	0022	A		7333 KEITH HEIDRICH UN FUNDS	60.00
RECEIPT TOTAL:					1,210.00
TOTAL FOR DATE: 06/07/2018					12,394.54

Receipt Date: 06/08/2018

994416	0001	A		Opportunity Grant	77,116.98
994416	0002	A		Targeted Assistance	22,397.20
994416	0003	A		K-3 Literacy	1,653.80
994416	0004	A		Economic Disadvantaged Funding	1,072.81
994416	0005	A		Limited Eng Proficiency Fundin	(5.60)
994416	0006	A		Gifted Education Funding	1,564.86
994416	0007	A		Transportation	3,955.94
994416	0008	A		Special Education Addl Funding	11,106.57
994416	0009	A		Capacity Aid	44,961.33
994416	0010	A		Graduation Bonus	0.00
994416	0011	A		Third Grade Reading Bonus	0.00
994416	0012	A		Career Tech Education Funding	47.51
994416	0013	A		Preschool Special Education	5.86
994416	0014	A		Special Education Transportat	(216.78)
994416	0015	A		Open Enrollment Adjustment	14,989.44
994416	0016	B	EX	Educational Service Center	(344.03)
994416	0017	B	EX	Open Enrollment Adjustment	(20,767.46)
994416	0018	B	EX	Community School Adjustment	(2,334.29)
994416	0019	B	EX	Scholarship Transfer	(1,349.88)
994416	0020	B	EX	Other Adjustment -negative	(3,707.13)
994416	0021	A		SF14 Regular Tuition	0.00
994416	0022	B	EX	SF14 Special Education Tuition	(227.73)
994416	0023	B	EX	College Credit Plus	(2,463.87)
994416	0024	B	EX	School Employees Retirement Sy	(6,034.00)
994416	0025	B	EX	State Teachers Retirement Sys	(13,530.00)
994416	0026	B	EX	Excess Cost	(2,750.37)
994416	0027	B	EX	SF14 Regular Tuition	(186.89)
RECEIPT TOTAL:					124,954.27

999379	0001	B	EX	LEVPRO Adj. 05/12/18-06/08/18	395.95
999379	0002	B	EX	LEVPRO Adj. 05/12/18-06/08/18	(395.95)
999379	0003	B	EX	LEVPRO Adj. 05/12/18-06/08/18	256.85
999379	0004	B	EX	LEVPRO Adj. 05/12/18-06/08/18	(85.62)
999379	0005	B	EX	LEVPRO Adj. 05/12/18-06/08/18	(171.23)
999379	0006	B	EX	LEVPRO Adj. 05/12/18-06/08/18	548.09
999379	0007	B	EX	LEVPRO Adj. 05/12/18-06/08/18	(548.09)

List of Receipt Items by Date
MONTHLY REVENUE POSTINGS

Receipt Number	Item Number	Stat	Stat2	Description	Amount
----------------	-------------	------	-------	-------------	--------

Receipt Date: 06/08/2018

999379	0008	B	EX	LEVPRO Adj. 05/12/18-06/08/18	43.56
999379	0009	B	EX	LEVPRO Adj. 05/12/18-06/08/18 (43.56)
999379	0010	B	EX	LEVPRO Adj. 05/12/18-06/08/18	96.00
999379	0011	B	EX	LEVPRO Adj. 05/12/18-06/08/18	86.40
999379	0012	B	EX	LEVPRO Adj. 05/12/18-06/08/18 (96.00)
999379	0013	B	EX	LEVPRO Adj. 05/12/18-06/08/18 (86.40)
999379	0014	B	EX	LEVPRO Adj. 05/12/18-06/08/18	340.90
999379	0015	B	EX	LEVPRO Adj. 05/12/18-06/08/18 (170.45)
999379	0016	B	EX	LEVPRO Adj. 05/12/18-06/08/18 (170.45)
999379	0017	B	EX	LEVPRO Adj. 05/12/18-06/08/18	205.68
999379	0018	B	EX	LEVPRO Adj. 05/12/18-06/08/18 (205.68)
999379	0019	B	EX	LEVPRO Adj. 05/12/18-06/08/18	986.00
999379	0020	B	EX	LEVPRO Adj. 05/12/18-06/08/18 (986.00)
999379	0021	B	EX	LEVPRO Adj. 05/12/18-06/08/18	176.72
999379	0022	B	EX	LEVPRO Adj. 05/12/18-06/08/18 (176.72)
999379	0023	B	EX	LEVPRO Adj. 05/12/18-06/08/18	161.27
999379	0024	B	EX	LEVPRO Adj. 05/12/18-06/08/18 (161.27)

RECEIPT TOTAL: 0.00

TOTAL FOR DATE: 06/08/2018 124,954.27

Receipt Date: 06/11/2018

122334	0001	F		TO PAYBACK 2018 ADVANCE	36,000.00
122334	0002	F		TO PAYBACK 2017 ADV-11000 LEFT	14,000.00
122334	0003	F		TO PAYBACK 2018 ADVANCE	1,000.00
122334	0004	F		TO PAYBACK 2018 ADVANCE	14,000.00
122334	0005	F		TO PAYBACK 2018 ADVANCE	6,267.30

RECEIPT TOTAL: 71,267.30

122335	0001	F		TRANSFER GF TO ATHLETICS	50,000.00
--------	------	---	--	--------------------------	-----------

RECEIPT TOTAL: 50,000.00

994419	0001	A		WASH DC HAMILTON CK 4503	225.00
994419	0002	A		WASH DC R MYERS CK 1331	225.00
994419	0003	A		WASH DC J DERSTINE CK 1082	450.00
994419	0004	A		WASH DC R SOWERS CH 407	225.00
994419	0005	A		M CLARK CK 1052	300.00
994419	0006	A		M Clark Cash	150.00
994419	0007	A		MANUEL TREYL CK 1116 STU FEES	35.00
994419	0008	A		M MANUEL CH 1116	105.00
994419	0009	A		ALEX BENNETT CK 6517 LOST TXBK	15.00

List of Receipt Items by Date
MONTHLY REVENUE POSTINGS

Receipt Number	Item Number	Stat	Stat2	Description	Amount
----------------	-------------	------	-------	-------------	--------

Receipt Date: 06/11/2018

RECEIPT TOTAL: 1,730.00

994420	0001	A		WASH DC HAMILTON CK 4503	(225.00)
994420	0002	A		WASH DC R MYERS CK 1331	(225.00)
994420	0003	A		WASH DC J DERSTINE CK 1082	(450.00)
994420	0004	A		WASH DC R SOWERS CH 407	(225.00)
994420	0005	A		M CLARK CK 1052	(300.00)
994420	0006	A		M Clark Cash	(150.00)
994420	0007	A		MANUEL TREYL CK 1116 STU FEES	(35.00)
994420	0008	A		M MANUEL CH 1116	(105.00)
994420	0009	A		ALEX BENNETT CK 6517 LOST TXBK	(15.00)

RECEIPT TOTAL: (1,730.00)

994421	0001	A		Copies paid by students/adults	26.50
--------	------	---	--	--------------------------------	-------

RECEIPT TOTAL: 26.50

TOTAL FOR DATE: 06/11/2018 121,293.80

Receipt Date: 06/12/2018

994422	0001	A		M Timmons DC Trip Payment	226.00
994422	0002	A		B Baker DC Trip Payment	235.25

RECEIPT TOTAL: 461.25

TOTAL FOR DATE: 06/12/2018 461.25

Receipt Date: 06/14/2018

994423	0001	B	EX	Repayment of bad check	30.00
994423	0002	B	EX	Rapayment of bank fees	15.00

RECEIPT TOTAL: 45.00

TOTAL FOR DATE: 06/14/2018 45.00

Receipt Date: 06/18/2018

994424	0001	A		April, May, June Sticker Sales	21.25
--------	------	---	--	--------------------------------	-------

RECEIPT LIST
 List of Receipt Items by Date
 MONTHLY REVENUE POSTINGS

Receipt Item
 Number Number Stat Stat2 Description Amount

Receipt Date: 06/18/2018

				RECEIPT TOTAL:	21.25
994425	0001	A		Shay Swick-mo 10740701540	39.00
994425	0002	A		Shay Swick-cash	1.00
				RECEIPT TOTAL:	40.00
994426	0001	A		Bobby Gray-Cash	230.00
				RECEIPT TOTAL:	230.00
				TOTAL FOR DATE: 06/18/2018	291.25

Receipt Date: 06/21/2018

944427	0001	A		Ck 10151612 Coca Cola Contract	2,000.00
				RECEIPT TOTAL:	2,000.00
944428	0001	A		Ck 10151612 Coca Cola Contract (2,000.00)
				RECEIPT TOTAL:	(2,000.00)
994427	0001	A		commissions 0010151612	2,000.00
				RECEIPT TOTAL:	2,000.00
				TOTAL FOR DATE: 06/21/2018	2,000.00

Receipt Date: 06/22/2018

994428	0001	A		Opportunity Grant	75,959.88
994428	0002	A		Targeted Assistance	22,604.44
994428	0003	A		K-3 Literacy	1,655.98
994428	0004	A		Economic Disadvantaged Funding	1,103.99
994428	0005	A		Limited Eng Proficiency Fundin (5.59)
994428	0006	A		Gifted Education Funding	1,563.09
994428	0007	A		Transportation	3,957.22
994428	0008	A		Special Education Addl Funding	11,408.56
994428	0009	A		Capacity Aid	44,272.91
994428	0010	A		Graduation Bonus	1.31
994428	0011	A		Third Grade Reading Bonus	0.33
994428	0012	A		Career Tech Education Funding	47.50
994428	0013	A		Preschool Special Education	18.93

List of Receipt Items by Date
MONTHLY REVENUE POSTINGS

Receipt Number	Item Number	Stat	Stat2	Description	Amount
Receipt Date: 06/22/2018					
994428	0014	A		Special Education Transportat	(216.77)
994428	0015	A		Open Enrollment Adjustment	13,806.47
994428	0016	B	EX	Educational Service Center	(357.09)
994428	0017	B	EX	Open Enrollment Adjustment	(20,647.25)
994428	0018	B	EX	Community School Adjustment	(3,636.23)
994428	0019	B	EX	Scholarship Transfer	(1,349.87)
994428	0020	B	EX	Other Adjustment -negative	(3,707.12)
994428	0021	A		SF14 Regular Tuition	(227.72)
994428	0022	B	EX	SF14 Special Education Tuition	0.00
994428	0023	B	EX	College Credit Plus	(2,463.86)
994428	0024	B	EX	School Employees Retirement Sy	(6,034.00)
994428	0025	B	EX	State Teachers Retirement Sys	(13,530.00)
994428	0026	B	EX	Excess Cost	(2,750.36)
994428	0027	B	EX	SF14 Regular Tuition	(186.88)
994428	0028	A		half-mill equalization payment	24,078.08
RECEIPT TOTAL:					145,365.95
994429	0001	A		Correct January 2018 Title IIA	(4,398.96)
994429	0002	A		Correct January 2018 Title IIA	4,398.96
RECEIPT TOTAL:					0.00
994430	0001	A		June 2018 - Title I	5,602.39
994430	0002	A		June 2018 - Title IIA	676.59
RECEIPT TOTAL:					6,278.98
999380	0001	B	EX	LEVPRO Adj. 08/07/17-06/08/18	301.94
999380	0002	B	EX	LEVPRO Adj. 08/07/17-06/08/18	155.10
999380	0003	B	EX	LEVPRO Adj. 08/07/17-06/08/18	(301.94)
999380	0004	B	EX	LEVPRO Adj. 08/07/17-06/08/18	(155.10)
999380	0005	B	EX	LEVPRO Adj. 08/07/17-06/08/18	637.36
999380	0006	B	EX	LEVPRO Adj. 08/07/17-06/08/18	975.51
999380	0007	B	EX	LEVPRO Adj. 08/07/17-06/08/18	(438.37)
999380	0008	B	EX	LEVPRO Adj. 08/07/17-06/08/18	(699.99)
999380	0009	B	EX	LEVPRO Adj. 08/07/17-06/08/18	(275.52)
999380	0010	B	EX	LEVPRO Adj. 08/07/17-06/08/18	(198.99)
999380	0011	B	EX	LEVPRO Adj. 08/07/17-06/08/18	553.58
999380	0012	B	EX	LEVPRO Adj. 08/07/17-06/08/18	(553.58)
999380	0013	B	EX	LEVPRO Adj. 08/07/17-06/08/18	1,207.03
999380	0014	B	EX	LEVPRO Adj. 08/07/17-06/08/18	(1,207.03)
999380	0015	B	EX	LEVPRO Adj. 08/07/17-06/08/18	342.47
999380	0016	B	EX	LEVPRO Adj. 08/07/17-06/08/18	(342.47)
999380	0017	B	EX	LEVPRO Adj. 08/07/17-06/08/18	188.72
999380	0018	B	EX	LEVPRO Adj. 08/07/17-06/08/18	(188.72)
999380	0019	B	EX	LEVPRO Adj. 08/07/17-06/08/18	1,205.77

List of Receipt Items by Date
MONTHLY REVENUE POSTINGS

Receipt Number	Item Number	Stat	Stat2	Description	Amount
----------------	-------------	------	-------	-------------	--------

Receipt Date: 06/22/2018

999380	0020	B	EX	LEVPRO Adj. 08/07/17-06/08/18	(767.31)
999380	0021	B	EX	LEVPRO Adj. 08/07/17-06/08/18	(438.46)
999380	0022	B	EX	LEVPRO Adj. 08/07/17-06/08/18	696.88
999380	0023	B	EX	LEVPRO Adj. 08/07/17-06/08/18	(348.44)
999380	0024	B	EX	LEVPRO Adj. 08/07/17-06/08/18	(348.44)
999380	0025	B	EX	LEVPRO Adj. 08/07/17-06/08/18	377.78
999380	0026	B	EX	LEVPRO Adj. 08/07/17-06/08/18	(377.78)
999380	0027	B	EX	LEVPRO Adj. 08/07/17-06/08/18	172.80
999380	0028	B	EX	LEVPRO Adj. 08/07/17-06/08/18	(172.80)
999380	0029	B	EX	LEVPRO Adj. 08/07/17-06/08/18	1,961.52
999380	0030	B	EX	LEVPRO Adj. 08/07/17-06/08/18	(1,798.06)
999380	0031	B	EX	LEVPRO Adj. 08/07/17-06/08/18	(163.46)
999380	0032	B	EX	LEVPRO Adj. 08/07/17-06/08/18	211.54
999380	0033	B	EX	LEVPRO Adj. 08/07/17-06/08/18	(211.54)
999380	0034	B	EX	LEVPRO Adj. 08/07/17-06/08/18	104.98
999380	0035	B	EX	LEVPRO Adj. 08/07/17-06/08/18	(52.49)
999380	0036	B	EX	LEVPRO Adj. 08/07/17-06/08/18	(52.49)
999380	0037	B	EX	LEVPRO Adj. 08/07/17-06/08/18	94.32
999380	0038	B	EX	LEVPRO Adj. 08/07/17-06/08/18	(94.32)
999380	0039	B	EX	LEVPRO Adj. 08/07/17-06/08/18	314.96
999380	0040	B	EX	LEVPRO Adj. 08/07/17-06/08/18	(157.48)
999380	0041	B	EX	LEVPRO Adj. 08/07/17-06/08/18	(157.48)
999380	0042	B	EX	LEVPRO Adj. 08/07/17-06/08/18	66.36
999380	0043	B	EX	LEVPRO Adj. 08/07/17-06/08/18	(66.36)
999380	0044	B	EX	LEVPRO Adj. 08/07/17-06/08/18	1,285.50
999380	0045	B	EX	LEVPRO Adj. 08/07/17-06/08/18	(540.91)
999380	0046	B	EX	LEVPRO Adj. 08/07/17-06/08/18	(99.49)
999380	0047	B	EX	LEVPRO Adj. 08/07/17-06/08/18	(645.10)

RECEIPT TOTAL: 0.00

TOTAL FOR DATE: 06/22/2018 151,644.93

Receipt Date: 06/25/2018

122332	0001	F		TO CORRECT MAY TRANSFER ERROR	(189.27)
122332	0002	F		TO REPAY ADVANCE FOR TITLE I	40,000.00

RECEIPT TOTAL: 39,810.73

122333	0001	F		TO PAYBACK 590 ADVANCES	5,300.00
--------	------	---	--	-------------------------	----------

RECEIPT TOTAL: 5,300.00

994431	0001	A		July 1 foundation c tech	(47.51)
994431	0002	A		July # 2-foundation	(47.51)

List of Receipt Items by Date
MONTHLY REVENUE POSTINGS

Receipt Number	Item Number	Stat	Stat2	Description	Amount
----------------	-------------	------	-------	-------------	--------

Receipt Date: 06/25/2018

994431	0003	A		July #1 foundation	47.51
994431	0004	A		July #2 Foundation	47.51
994431	0005	A		July No 1-Transportation	(4,474.78)
994431	0006	A		July #1 transportation	4,474.78
994431	0007	A		July #2-transportation	(4,474.78)
994431	0008	A		July #2-transportation	4,474.78
994431	0009	A		July #1 foundation	1,568.17
994431	0010	A		July #2-Foundation	1,568.18
994431	0011	A		July 1/2 foundation	(3,136.35)
994431	0012	A		July #1 special transport	1,023.34
994431	0013	A		July #2-Transport	1,023.35
994431	0014	A		July #1&2	(2,046.69)

RECEIPT TOTAL: 0.00

994433	0001	A		HS PRINCIPAL COKE SALES	50.00
--------	------	---	--	-------------------------	-------

RECEIPT TOTAL: 50.00

TOTAL FOR DATE: 06/25/2018 45,160.73

Receipt Date: 06/26/2018

994432	0001	A		Preschool July #1	1,317.05
994432	0002	A		Preschool July #2	1,317.05
994432	0003	A		Preschool July 1 & 2	(2,634.10)
994432	0004	B	EX	Special Education July 1/2	(25,902.14)
994432	0005	A		SF14 Regular Tuition	24,078.08
994432	0006	A		half-mill equalization payment	(24,078.08)
994432	0007	A		Special Education July 1	12,951.07
994432	0008	A		Special Education July 2	12,951.07

RECEIPT TOTAL: 0.00

994434	0001	A		cafeteria plan 125 refund 2017	651.98
--------	------	---	--	--------------------------------	--------

RECEIPT TOTAL: 651.98

TOTAL FOR DATE: 06/26/2018 651.98

Receipt Date: 06/27/2018

122336	0001	F		TO PAYBACK ADVANCE OF 2018	10,650.29
--------	------	---	--	----------------------------	-----------

RECEIPT LIST
 List of Receipt Items by Date
 MONTHLY REVENUE POSTINGS

Receipt Number	Item Number	Stat	Stat2	Description	Amount
----------------	-------------	------	-------	-------------	--------

Receipt Date: 06/27/2018

				RECEIPT TOTAL:	10,650.29
994435	0001	A		Check 019563 Doug Albright	238.00
				RECEIPT TOTAL:	238.00
994436	0001	A		Check 019879 Train Stop uncash	72.25
				RECEIPT TOTAL:	72.25
994437	0001	A		Brent Stocksdale chk 60841 unc	63.94
				RECEIPT TOTAL:	63.94
994438	0001	A		American Fidelity dep 062539	416.66
				RECEIPT TOTAL:	416.66
994439	0001	A		Tina Hill Ck 63157 uncashed	24.11
				RECEIPT TOTAL:	24.11
				TOTAL FOR DATE: 06/27/2018	11,465.25

Receipt Date: 06/28/2018

122337	0001	F		TO PAYBACK 2018 ADVANCE	26,000.00
122337	0002	F		TO ADVANCE FOR 2018 BALANCE	2,535.00
122337	0003	F		TO ADVANCE FOR 2018 BALANCE	8,116.00
				RECEIPT TOTAL:	36,651.00
122338	0001	F		TO ADVANCE FOR 2018	147.50
				RECEIPT TOTAL:	147.50
994440	0001	A		Danis Bldg Ck 6041 07/21/2006	3,816.90
994440	0002	B	EX	Danis Bldg Ck 6041 07/21/2006 (3,816.90)
994440	0003	A		Follett Pub Ck 6201 08/25/2006	1,179.66
994440	0004	B	EX	Follett Pub Ck 6201 08/25/2006 (1,179.66)
994440	0005	A		Schoenlein Ck 6675 12/13/2006	6.32
994440	0006	B	EX	Schoenlein Ck 6675 12/13/2006 (6.32)
994440	0007	A		John Cline Ck 6681 12/13/2006	5.73
994440	0008	B	EX	John Cline Ck 6681 12/13/2006 (5.73)
994440	0009	A		Jennifer Barga Ck6694 12/13/06	5.73

RECEIPT LIST
 List of Receipt Items by Date
 MONTHLY REVENUE POSTINGS

Receipt Number	Item Number	Stat	Stat2	Description	Amount
----------------	-------------	------	-------	-------------	--------

Receipt Date: 06/28/2018

994440	0010	A		Heather PrestonCk 668912/13/06	5.73
994440	0011	B	EX	Heather PrestonCk 668912/13/06 (5.73)
994440	0012	B	EX	Jennifer Barga Ck6694 12/13/06 (5.73)
994440	0013	A		Scott Noonan Ck6704 12/13/2006	5.73
994440	0014	B	EX	Scott Noonan Ck6704 12/13/06 (5.73)
994440	0015	A		Student TV NW Ck7468 07/20/07	179.00
994440	0016	B	EX	Student TV NW Ck7468 07/20/07 (179.00)
994440	0017	A		DST 9 VB # 10257 COA 06/30/09	15.00
994440	0018	B	EX	DST 9 VB # 10257 COA 06/30/09 (15.00)

RECEIPT TOTAL: 0.00

994441	0001	A		Yearbook Collections (300.00)
994441	0002	A		Elementary Yearbook Collection	300.00

RECEIPT TOTAL: 0.00

TOTAL FOR DATE: 06/28/2018 36,798.50

Receipt Date: 06/29/2018

122339	0001	F		TO ADVANCE TO 2018 REAP GRANT	24,338.00
--------	------	---	--	-------------------------------	-----------

RECEIPT TOTAL: 24,338.00

994442	0001	B	EX	postage 06/26/2017	24.24
994442	0002	B	EX	Dollar Gen supplies 04/06/18	16.00
994442	0003	B	EX	Flowers-04/24/2018 krogers	11.97
994442	0004	B	EX	postage 06/01/2018	3.50

RECEIPT TOTAL: 55.71

994443	0001	A		rebate on LED lighting contr	43,798.00
--------	------	---	--	------------------------------	-----------

RECEIPT TOTAL: 43,798.00

994444	0001	A		erate return of funding	1,776.30
--------	------	---	--	-------------------------	----------

RECEIPT TOTAL: 1,776.30

994445	0001	A		Grant from 2018 REAP	8,116.00
994445	0002	A		Grant from 2017 REAP	2,535.00

RECEIPT TOTAL: 10,651.00

List of Receipt Items by Date
MONTHLY REVENUE POSTINGS

Receipt Number	Item Number	Stat	Stat2	Description	Amount
----------------	-------------	------	-------	-------------	--------

Receipt Date: 06/29/2018

TOTAL FOR DATE: 06/29/2018 80,619.01

Receipt Date: 06/30/2018

994446	0001	A		Gate-tickets	(479.00)
994446	0002	A		Football Triad 8-18	479.00

RECEIPT TOTAL: 0.00

994447	0001	A		Gate-tickets	(1,757.00)
994447	0002	A		Football Troy C 09-01	1,757.00

RECEIPT TOTAL: 0.00

994448	0001	A		Gate-tickets	(1,656.00)
994448	0002	A		Football MV 9-8	1,656.00

RECEIPT TOTAL: 0.00

994449	0001	A		Gate-tickets	(2,059.00)
994449	0002	A		Football tcn 09-22	2,059.00

RECEIPT TOTAL: 0.00

994450	0001	A		Gate-tickets-6 coins 2933 cash	(2,939.00)
994450	0002	A		Football game 992964 10-13	2,939.00

RECEIPT TOTAL: 0.00

994452	0001	A		Gate-tickets	(328.00)
994452	0002	A		HS versus Riverside 08-23	328.00

RECEIPT TOTAL: 0.00

994453	0001	A		Gate-tickets	(228.00)
994453	0002	A		HSVB vs Mississinawa V 08-29	228.00

RECEIPT TOTAL: 0.00

994454	0001	A		Gate-tickets	(164.00)
994454	0002	A		MSVB versus TriVillage 09-06	164.00

RECEIPT TOTAL: 0.00

994455	0001	A		Gate-tickets	(186.00)
994455	0002	A		VB versus National Trail 09-12	186.00

List of Receipt Items by Date
MONTHLY REVENUE POSTINGS

Receipt Number	Item Number	Stat	Stat2	Description	Amount
Receipt Date: 06/30/2018					
RECEIPT TOTAL:					0.00
994456	0001	A		Gate-tickets	(484.00)
994456	0002	A		VB versus Covington 09-19	484.00
RECEIPT TOTAL:					0.00
994457	0001	A		Gate-tickets	(348.00)
994457	0002	A		VB versus TriVillage 09-29	348.00
RECEIPT TOTAL:					0.00
994458	0001	A		Gate-tickets	(118.00)
994458	0002	A		VB versus Northridge 09-30	118.00
RECEIPT TOTAL:					0.00
994459	0001	A		Gate-tickets	(176.00)
994459	0002	A		VB versus Ft Recovery 10-2	176.00
RECEIPT TOTAL:					0.00
994460	0001	A		Gate-tickets	(298.00)
994460	0002	A		VB versus Newton 10-3	298.00
RECEIPT TOTAL:					0.00
994461	0001	A		Gate-tickets	(638.00)
994461	0002	A		VB vs Franklin Monroe 10-2	638.00
RECEIPT TOTAL:					0.00
994462	0001	A		Gate-tickets	(232.00)
994462	0002	A		VB vs Troy Christian 08-22	232.00
RECEIPT TOTAL:					0.00
994463	0001	A		Gate-tickets	(228.00)
994463	0002	A		VB vs Mississinawa Vall 08-28	228.00
RECEIPT TOTAL:					0.00
994464	0001	A		Gate-tickets	(216.00)
994464	0002	A		VB versus Arcanum 09-1	216.00

List of Receipt Items by Date
MONTHLY REVENUE POSTINGS

Receipt Number	Item Number	Stat	Stat2	Description	Amount
----------------	-------------	------	-------	-------------	--------

Receipt Date: 06/30/2018

				RECEIPT TOTAL:	0.00
994465	0001	A		Gate-tickets	(188.00)
994465	0002	A		VB versus TCN 09-07	188.00
				RECEIPT TOTAL:	0.00
994466	0001	A		Gate-tickets	(212.00)
994466	0002	A		VB versus Houston 09-11	212.00
				RECEIPT TOTAL:	0.00
994467	0001	A		Gate-tickets	(296.00)
994467	0002	A		VB versus Miami East 09-14	296.00
				RECEIPT TOTAL:	0.00
994468	0001	A		Gate-tickets	(419.00)
994468	0002	A		VB versus Versailles 09-23	419.00
				RECEIPT TOTAL:	0.00
994469	0001	A		Gate-tickets	(202.00)
994469	0002	A		VB versus Bethel 09-25	202.00
				RECEIPT TOTAL:	0.00
994470	0001	A		Gate-tickets	(304.00)
994470	0002	A		VB versus Ansonia 09-26	304.00
				RECEIPT TOTAL:	0.00
994471	0001	A		Gate-tickets	(335.00)
994471	0002	A		VB versus Miami East 10-6	335.00
				RECEIPT TOTAL:	0.00
994472	0001	A		GF INTEREST JUNE 2018	10,694.85
994472	0002	A		CAFE INTEREST JUNE 2018	157.18
994472	0003	A		WADE INTEREST JUNE 2018	17.65
994472	0004	A		BEARD INTEREST JUNE 2018	75.88
994472	0005	A		MAY 18 ATHLETIC INT	0.01
				RECEIPT TOTAL:	10,945.57
994473	0001	B	EX	reduction of previous charges	60.00

List of Receipt Items by Date
MONTHLY REVENUE POSTINGS

Receipt Number	Item Number	Stat	Stat2	Description	Amount
----------------	-------------	------	-------	-------------	--------

Receipt Date: 06/30/2018

994473	0002	B	EX	Paper statement charges	(3.00)
994473	0003	B	EX	miscellaneous charges	(3.00)
994473	0004	A		Athletic interest from July	0.03
994473	0005	B	EX	reconciling athletic to July18	6.92

RECEIPT TOTAL: 60.95

994474	0001	B	EX	reverse from fund 022	40.00
994474	0002	B	EX	reverse from fund 022	0.58
994474	0003	B	EX	reverse from fund 022	5.60
994474	0004	B	EX	reverse to gf for adjustment	(40.00)
994474	0005	B	EX	reverse to GF for adjustment	(0.58)
994474	0006	B	EX	reverse to gf for adjustment	(5.60)

RECEIPT TOTAL: 0.00

994475	0001	A		IDEA Money from Darke Co ESC	28,566.35
994475	0002	A		IDEA Money from Darke Co ESC	116,012.13
994475	0003	A		Preschool Money Darke Co ESC	401.14
994475	0004	A		Preschool Money Darke Co ESC	2,979.13
994475	0005	B	EX	expenditures by Darke County	(28,566.35)
994475	0006	B	EX	expenditures by Darke County	(116,012.13)
994475	0007	B	EX	expenditures by Darke County	(401.14)
994475	0008	B	EX	expenditures by Darke County	(2,979.13)

RECEIPT TOTAL: 0.00

994476	0001	A		IDEA Money from Darke Co ESC	(28,566.35)
994476	0002	A		IDEA Money from Darke Co ESC	16,945.73
994476	0003	B	EX	expenditures by Darke County	28,566.35
994476	0004	B	EX	expenditures by Darke County	(16,945.73)

RECEIPT TOTAL: 0.00

TOTAL FOR DATE: 06/30/2018 11,006.52

TOTAL AMOUNT: 609,037.07

Status Codes

A = Receipt	B = Refund, with check
B/NC = Refund, No check	B/EX = Reduction of expenditure
C = Appropriation modification	C/WA = Budget modification
D = Expense supplies distribution	D/EC = Error correction
F = Fund-to-fund transfer	V = Void refund

DATE: 07/05/2018
TIME: 04:28:06

BRADFORD EXEMPTED VILLAGE SD
SUMMARY CHECK REGISTER - ALL CHECKS

PAGE 1
(CHECKS)

CHECK	DATE	NUMBER - VENDOR - NAME	AMOUNT	O-STS-C	REC/VD
20918	06/01/18	456 OHIO HIGH SCHOOL ATHLETIC AS	1,600.00	W W	
20919	06/07/18	5198 ANGLIN, MIKAELA	352.50	W R	06/30/18
20920	06/07/18	5150 BRICKER & ECKLER LLP	1,749.00	W R	06/30/18
20921	06/07/18	4947 CDW-GOVERNMENT	293.61	W R	06/30/18
20922	06/07/18	6087 SUPREME VENTURES, LLC	2,200.00	W R	06/30/18
20923	06/07/18	231 DARKE COUNTY EDUCATIONAL	19,013.56	W R	06/30/18
20924	06/07/18	233 DP&L	6,991.59	W R	06/30/18
20925	06/07/18	1334 BARGER, DEBBIE	207.90	W R	06/30/18
20926	06/07/18	2082 FLEX-PAC	265.36	W R	06/30/18
20927	06/07/18	4388 FLORA'S SMALL ENGINE REPAIR	17.80	W R	06/30/18
20928	06/07/18	322 HOUGHTON MIFFLIN CO., LLC.	97.00	W R	06/30/18
20929	06/07/18	320 HOCKER'S SERVICE	6,643.56	W R	06/30/18
20930	06/07/18	6015 JOSEPH HURST	127.22	W W	
20931	06/07/18	677 JOSTEN'S	634.29	W R	06/30/18
20932	06/07/18	4602 K & K TOURS INC	7,875.00	W R	06/30/18
20933	06/07/18	4994 KOORSEN FIRE & SECURITY INC	5,158.65	W R	06/30/18
20934	06/07/18	4538 MIAMI CO. SHERIFF DEPUTY ASS	6,962.50	W R	06/30/18
20935	06/07/18	1963 MIAMI COUNTY EDUCATIONAL	2,250.00	W R	06/30/18
20936	06/07/18	1098 MONTGOMERY COUNTY EDUCATIONA	9,316.58	W R	06/30/18
20937	06/07/18	4489 NATURE'S REFLECTIONS	60.00	W R	06/30/18
20938	06/07/18	5356 NEWTON, KIM	76.21	W R	06/30/18
20939	06/07/18	5301 OHIO FFA ASSOCIATION	182.00	W R	06/30/18
20940	06/07/18	1060 ORIENTAL TRADING CO.	58.45	W R	06/30/18
20941	06/07/18	54 RAY, WENDY	60.89	W R	06/30/18
20942	06/07/18	5173 REA & ASSOCIATES, INC	675.00	W R	06/30/18
20943	06/07/18	3021 RENAISSANCE LEARNING INC.	8,311.00	W R	06/30/18
20944	06/07/18	3599 RESERVE ACCOUNT	1,000.00	W R	06/30/18
20945	06/07/18	2715 ROYER, LORI	99.22	W R	06/30/18
20946	06/07/18	5364 SGH COMPONENTS, LLC	2,307.68	W R	06/30/18
20947	06/07/18	5127 SPIRIT MEDICAL TRANSPORT	3,800.00	W R	06/30/18
20948	06/07/18	2694 STAPLES CREDIT PLAN	35.89	W R	06/30/18
20949	06/07/18	4599 WOODHULL/FELTZ C/O US BANK	4,259.15	W R	06/30/18
20950	06/07/18	591 UPPER VALLEY CAREER CENTER	465.03	W R	06/30/18
20951	06/07/18	2660 UPPER VALLEY MEDICAL CENTER	25.00	W W	
20952	06/07/18	3622 VARTEK SERVICES, INC	6,550.00	W R	06/30/18
20953	06/07/18	593 VILLAGE OF BRADFORD	1,616.00	W R	06/30/18
20954	06/07/18	598 VPP INDUSTRIES INC.	539.36	W R	06/30/18
20955	06/07/18	1779 WAL-MART	293.19	W R	06/30/18
20956	06/07/18	6085 ZOOPHONICS	379.95	W R	06/30/18
20957	06/07/18	6090 OHIO SOCIETY OF CPA'S	160.00	W R	06/30/18
20958	06/11/18	3651 MIAMI VALLEY PRESS, INC.	368.96	W R	06/30/18
20959	06/11/18	5362 CARDMEMBER SERVICE	1,530.39	W R	06/30/18
20960	06/12/18	3231 SCHOLASTIC BOOK FAIR INC.	500.00	W R	06/30/18
20961	06/19/18	883 SOUTHWESTERN OH. EPC	42,485.91	W W	
20962	06/19/18	5362 CARDMEMBER SERVICE	.00	W W	
20963	06/22/18	4967 AMERICAN FIDELITY ASSURANCE	1,207.28	W R	06/30/18
20964	06/22/18	3970 AMERICAN FIDELITY ASSURANCE	2,337.71	W R	06/30/18
20965	06/21/18	3643 VECTREN ENERGY DELIVERY	281.21	W R	06/30/18
20966	06/25/18	4543 AUDITOR OF STATE	1,763.00	W R	06/30/18
20967	06/25/18	5150 BRICKER & ECKLER LLP	312.28	W V	06/25/18
20968	06/25/18	956 BROWN SUPPLY COMPANY	1,565.10	W W	
20969	06/25/18	293 CLUB 7 SPORTS INC	256.00	W R	06/30/18
20970	06/25/18	184 COCA-COLA BOTTLING CO.	85.92	W R	06/30/18
20971	06/25/18	4406 COUNCIL ON RURAL SERVICE PRG	2,730.00	W W	
20972	06/25/18	5232 DIRECT ENERGY BUSINESS	569.22	W W	
20973	06/25/18	3254 GORDON STOWE & ASSOCIATES	49.00	W W	

DATE: 07/05/2018
TIME: 04:28:06

BRADFORD EXEMPTED VILLAGE SD
SUMMARY CHECK REGISTER - ALL CHECKS

PAGE 2
(CHECKS)

CHECK	DATE	NUMBER - VENDOR - NAME	AMOUNT	O-STS-C REC/VD
20974	06/25/18	4388 FLORA'S SMALL ENGINE REPAIR	789.00	W R 06/30/18
20975	06/25/18	296 GRAINGER INC.	28.51	W W
20976	06/25/18	6079 HMM SCORING SERVICE	972.83	W R 06/30/18
20977	06/25/18	4681 INDIANA UNIVERSITY EAST	1,000.00	W W
20978	06/25/18	5270 JIM HEATHERLY	135.00	W W
20979	06/25/18	2684 JOANIES FLORAL DESIGN	66.50	W R 06/30/18
20980	06/25/18	4994 KOORSEN FIRE & SECURITY INC	134.95	W W
20981	06/25/18	4215 LIBERTY SERVICES INC.	362.00	W W
20982	06/25/18	5240 MCGIFFIN, JOHN	352.44	W R 06/30/18
20983	06/25/18	1913 LAVEY, D. MICHELLE	70.00	W R 06/30/18
20984	06/25/18	1098 MONTGOMERY COUNTY EDUCATIONA	6,374.82	W W
20985	06/25/18	2589 NEOLA OF OHIO INC.	1,225.00	W W
20986	06/25/18	5251 PERFECTION BAKERIES, INC.	105.43	W R 06/30/18
20987	06/25/18	4798 WOODHULL, LLC	55.99	W W
20988	06/25/18	3283 REGAL PLUMBING & HEATING INC	170.00	W R 06/30/18
20989	06/25/18	4272 REITER DAIRY OF SPRINGFIELD	619.88	W W
20990	06/25/18	521 ROTO ROOTER	479.00	W R 06/30/18
20991	06/25/18	1265 RUMPKE INC.	609.43	W R 06/30/18
20992	06/25/18	5345 SAM SPANO	135.00	W W
20993	06/25/18	3280 SHELL OIL COMPANY INC.	1,544.43	W W
20994	06/25/18	5132 TEAM FITZ GRAPHICS	25.00	W W
20995	06/25/18	3675 TIME WARNER CABLE	720.70	W W
20996	06/25/18	4991 US AWARDS INC	188.20	W R 06/30/18
20997	06/25/18	1779 WAL-MART	181.39	W W
20998	06/27/18	5362 CARDMEMBER SERVICE	2,025.14	W W
20999	06/28/18	6012 SURBER, CARLA G	144.21	W W
21000	06/28/18	6028 FIRST FINANCIAL BANK	15.00	W W
211152	06/07/18	900744 FIFTH THIRD OF	19,795.31	C C
211153	06/07/18	900744 FIFTH THIRD OF	287.06	M M
211154	06/08/18	900744 FIFTH THIRD OF	123,426.27	C C
211155	06/08/18	900744 FIFTH THIRD OF	1,692.14	M M
211156	06/08/18	900885 School Employees Retirement	359.62	M M
211157	06/07/18	900885 School Employees Retirement	.00	M M
211158	06/08/18	900885 School Employees Retirement	.00	M M
211159	06/08/18	900847 STATE TEACHERS RETIREMENT	1,965.18	M M
211160	06/07/18	900847 STATE TEACHERS RETIREMENT	.00	M M
211161	06/08/18	900847 STATE TEACHERS RETIREMENT	.00	M M
211162	06/13/18	902233 Ohio Bureau of Workers Comp	981.86	M M
211163	06/22/18	900744 FIFTH THIRD OF	130,104.46	C C
211164	06/22/18	900744 FIFTH THIRD OF	1,835.45	M M
211165	06/22/18	900885 School Employees Retirement	359.62	M M
211166	06/22/18	900885 School Employees Retirement	.00	M M
211167	06/22/18	900847 STATE TEACHERS RETIREMENT	1,965.18	M M
211168	06/22/18	900847 STATE TEACHERS RETIREMENT	.00	M M
211169	06/25/18	900000 Journal Entry	.00	M M
211170	06/25/18	900000 Journal Entry	.00	M M
211171	06/25/18	900008 BRADFORD Transfers	39,810.73	T T
211172	06/25/18	900009 BRADFORD Advances	5,300.00	T T
211173	06/11/18	900009 BRADFORD Advances	71,267.30	T T
211174	06/11/18	900008 BRADFORD Transfers	50,000.00	T T
211175	06/27/18	900100 Mainsource Bank	23.72	M M
211176	06/27/18	900000 Journal Entry	.00	M M
211177	06/27/18	900009 BRADFORD Advances	10,650.29	T T
211178	06/28/18	900000 Journal Entry	.00	M M
211179	06/28/18	900100 Mainsource Bank	45.00	M M
211180	06/28/18	900749 MIAMI COUNTY ESC	.00	M M

DATE: 07/05/2018
TIME: 04:28:06

BRADFORD EXEMPTED VILLAGE SD
SUMMARY CHECK REGISTER - ALL CHECKS

PAGE 3
(CHECKS)

CHECK	DATE	NUMBER - VENDOR - NAME	AMOUNT	O-STS-C REC/VD
211181	06/28/18	900000 Journal Entry	.00	M M
211182	06/28/18	900009 BRADFORD Advances	36,651.00	T T
211183	06/28/18	900009 BRADFORD Advances	147.50	T T
211184	06/29/18	900000 Journal Entry	.00	M M
211185	06/29/18	900000 Journal Entry	.00	M M
211186	06/29/18	900009 BRADFORD Advances	24,338.00	T T
VOID	V	1	312.28	
RECONCILED	R	56	113,091.22	
OUTSTANDING	W,C,I,T,B	37	575,369.33	
MEMO	M	24	9,514.83	
REFUND	B	0	.00	
WARRANT	W	83	177,281.97	
PAYROLL	C	3	273,326.04	
TRANSFERS	T	8	238,164.82	
DIST/CORR	D	0	.00	
INVESTMENT	I	0	.00	
*** TOTAL CHECKS WRITTEN ***		118	698,287.66	

MDECA CREATED (FINJOU)

*** NOTE!! ONLY ACTIVE ACCOUNTS HAVE BEEN SELECTED, TOTALS MAY EXCLUDE AMOUNTS THAT ARE RELATED TO INACTIVE ACCOUNTS. ***

	BEGINNING BALANCE	MTD RECEIPTS	FYTD RECEIPTS	MTD EXPENDITURES	FYTD EXPENDITURES	AVAILABLE BALANCE	TOTAL ENCUMBERED	TOTAL UNENCUMB BALANCE

** FUND 001 **								

0000 GENERAL FUND								
\$5,082,439.41	559,258.12	7,106,321.83	600,539.19	6,428,009.84	\$5,760,751.40	\$372,846.72	\$5,387,904.68	
9000 GENERAL								
\$.00	5,219.80	5,219.80	.00	67.98	\$5,151.82	\$.00	\$5,151.82	
9002 SED BUS PURCHASE SET-ASIDES DARKE CO	\$31,156.92	.00	.00	.00	\$31,156.92	\$.00	\$31,156.92	
9003 MH BUS PURCHASE SET-ASIDES - DARKE CO	\$66,502.99	.00	.00	.00	\$66,502.99	\$.00	\$66,502.99	
9045 GENERAL	\$.00	.00	33,094.47	.00	\$33,094.47	\$.00	\$33,094.47	
9121 TEXTBOOK AND INSTRUCTIONAL MATERIALS SET-ASID	\$112,908.50	.00	.00	82.27	\$109,538.73	\$.00	\$109,538.73	
9122 CAPITAL MAINTENANCE SET-ASIDES	\$266,013.32	.00	.00	.00	\$270,594.99	\$2,500.00	\$273,094.99	
9125 Cafeteria Plan Refunds	\$.00	651.98	651.98	.00	\$651.98	\$.00	\$651.98	
9194 GENERAL FUND - STATE BUS PURCHASE ALLOWANCE	\$4,229.48	.00	.00	.00	\$4,229.48	\$.00	\$4,229.48	
9195 GENERAL FUND - PARITY	\$116,690.81	.00	.00	.00	\$116,690.81	\$.00	\$116,690.81	
9222 GENERAL	\$.00	.00	230.83	.00	\$230.83	\$.00	\$230.83	
9320 GENERAL	\$.00	.00	30.00	.00	\$30.00	\$.00	\$30.00	
9412 GENERAL STATE SETASIDE	\$113,345.65	.00	.00	.00	\$113,345.65	\$.00	\$113,345.65	
9718 GENERAL	\$.00	.00	.00	16,494.83	\$30,364.46	\$.00	\$30,364.46	
TOT 001: \$5,261,260.44	565,129.90	7,145,548.91	617,116.29	6,466,593.72	\$5,940,415.63	\$375,346.72	\$5,565,068.91	

** FUND 002 **

0000 BOND RETIREMENT 4.12 MILLS BOND REG/BLDG 2020

\$159,780.27 .00

95,394.32

9020 BOND RETIREMENT .58 MILLS BOND SITE 2020

\$27,077.85 .00

12,547.73

108,493.94

\$24,209.00

\$146,680.65

\$24,209.00

\$146,680.65

\$24,209.00

\$146,680.65

\$24,209.00

\$146,680.65

\$24,209.00

\$146,680.65

\$24,209.00

\$146,680.65

\$24,209.00

\$146,680.65

BRADFORD EXEMPTED VILLAGE SD FINANCIAL REPORT BY FUND (With fund totals)

MDECA CREATED (FINJOU) *** NOTE!! ONLY ACTIVE ACCOUNTS HAVE BEEN SELECTED, TOTALS MAY EXCLUDE AMOUNTS THAT ARE RELATED TO INACTIVE ACCOUNTS. ***

	BEGINNING BALANCE	MTD RECEIPTS	FYTD RECEIPTS	MTD EXPENDITURES	FYTD EXPENDITURES	AVAILABLE BALANCE	TOTAL ENCUMBERED	TOTAL UNENCUMB BALANCE
TOT 002:	\$186,888.12	.00	107,942.05	.00	123,910.52	\$170,889.65	\$.00	\$170,889.65

	BEGINNING BALANCE	MTD RECEIPTS	FYTD RECEIPTS	MTD EXPENDITURES	FYTD EXPENDITURES	AVAILABLE BALANCE	TOTAL ENCUMBERED	TOTAL UNENCUMB BALANCE

** FUND 003 **								

0000 PERMANENT IMPROVEMENT FUND		.00	.00	.00	47,920.00	\$441,263.90	\$.00	\$441,263.90
TOT 003:	\$489,183.90	.00	.00	.00	47,920.00	\$441,263.90	\$.00	\$441,263.90

	BEGINNING BALANCE	MTD RECEIPTS	FYTD RECEIPTS	MTD EXPENDITURES	FYTD EXPENDITURES	AVAILABLE BALANCE	TOTAL ENCUMBERED	TOTAL UNENCUMB BALANCE

** FUND 006 **								

0000 LUNCHROOM/FOOD SERVICE	\$67,541.44	9,624.39	248,707.73	11,128.78	224,530.07	\$91,719.10	\$717.12	\$91,001.98
TOT 006:	\$67,541.44	9,624.39	248,707.73	11,128.78	224,530.07	\$91,719.10	\$717.12	\$91,001.98

	BEGINNING BALANCE	MTD RECEIPTS	FYTD RECEIPTS	MTD EXPENDITURES	FYTD EXPENDITURES	AVAILABLE BALANCE	TOTAL ENCUMBERED	TOTAL UNENCUMB BALANCE

** FUND 007 **								

9000 UNCLAIMED FUNDS	\$5,709.53	.00	.00	5,219.80	5,219.80	\$489.73	\$.00	\$489.73
9900 BRADFORD FIRE & RESCUE SCHOLARSHIP	\$.00	.00	.00	.00	500.00	\$500.00-	\$.00	\$500.00-
9901 CREIGLOW SCHOLARSHIP FUND	\$1,000.00	.00	.00	.00	.00	\$1,000.00	\$500.00	\$500.00
9902 BLESSED DIRECTION INC. SCHOLARSHIP	\$5,000.00	.00	3,500.00	.00	3,000.00	\$5,500.00	\$4,500.00	\$1,000.00
9903 MAX WEAVER SCHOLARSHIP FUND	\$500.00	.00	.00	.00	.00	\$500.00	\$.00	\$500.00

BRADFORD EXEMPTED VILLAGE SD FINANCIAL REPORT BY FUND (With fund totals)

MDECA CREATED (FINJOU)
*** NOTE: ONLY ACTIVE ACCOUNTS HAVE BEEN SELECTED, TOTALS MAY EXCLUDE AMOUNTS THAT ARE RELATED TO INACTIVE ACCOUNTS. ***

BEGINNING BALANCE	MTD RECEIPTS	FYTD RECEIPTS	MTD EXPENDITURES	FYTD EXPENDITURES	AVAILABLE BALANCE	TOTAL ENCUMBERED	TOTAL UNENCUMBERED BALANCE
9905 MISC SCHOLARSHIP DONATIONS	\$750.00-.00	.00	.00	2,500.00	\$3,250.00-	\$0.00	\$3,250.00-
9906 COVINGTON EAGLES SCHOLARSHIP FUND	\$3,274.62	1,000.00	.00	500.00	\$3,774.62	\$750.00	\$3,024.62
9907 PEPSI AND COCA-COLA SCHOLARSHIP FUNDS	\$3,000.00	.00	.00	500.00	\$2,500.00	\$0.00	\$2,500.00
9908 RICHARD "DICK" HARMON SCHOLARSHIP FUND	\$28,000.00	.00	.00	2,500.00	\$25,500.00	\$0.00	\$25,500.00
9909 VERNON LINDEMAN SCHOLARSHIP	\$1,000.00	.00	.00	.00	\$1,000.00	\$0.00	\$1,000.00
9910 AAA SCHOLARSHIP FUND	\$0.00	.00	.00	.00	\$0.00	\$0.00	\$0.00
9911 RAY PRUITT SCHOLARSHIP FUND	\$0.00	.00	.00	.00	\$0.00	\$0.00	\$0.00
9912 HAROLD MARKER SCHOLARSHIP FUND	\$4,000.00	.00	.00	2,000.00	\$2,000.00	\$2,000.00	\$0.00
9996 PRODUCTION PAINT FINISHERS GRANT/SPECIAL TRUS	\$7.99-.00	.00	.00	4,000.00	\$4,007.99-	\$500.00	\$4,507.99-
TOT 007:	\$50,726.16	4,500.00	5,219.80	20,719.80	\$34,506.36	\$8,250.00	\$26,256.36

*****	** FUND 008 **	*****	0000 MADE KINDERGARTEN	17.65	398.70	.00	130.91	\$10,296.82	\$0.00	\$10,296.82
*****	** FUND 010 **	*****	9202 BEARD ENDOWMENT	75.88	639.71	1,000.00	1,000.00	\$44,278.42	\$1,000.00	\$43,278.42
*****	** FUND 010 **	*****	TOT 008:	\$54,727.74	978.41	1,000.00	1,130.91	\$54,575.24	\$1,000.00	\$53,575.24

*****	** FUND 010 **	*****	0000 CLASSROOM FACILITIES	.00	.00	.00	.00	\$0.00	\$0.00	\$0.00
-------	----------------	-------	---------------------------	-----	-----	-----	-----	--------	--------	--------

FINANCIAL REPORT BY FUND (With fund totals)

BRADFORD EXEMPTED VILLAGE SD

MDECA CREATED (FINJOU)
*** NOTE!! ONLY ACTIVE ACCOUNTS HAVE BEEN SELECTED, TOTALS MAY EXCLUDE AMOUNTS THAT ARE RELATED TO INACTIVE ACCOUNTS. ***

	BEGINNING BALANCE	MTD RECEIPTS	FYTD RECEIPTS	MTD EXPENDITURES	FYTD EXPENDITURES	AVAILABLE BALANCE	TOTAL ENCUMBERED	TOTAL UNENCUMB BALANCE
TOT 010:	\$.00	.00	.00	.00	.00	\$.00	\$.00	\$.00
=====								

** FUND 018 **								

9110 PRINCIPAL FUND - ELEMENTARY			17,723.75	302.20	18,257.17	\$15,334.19	\$1,675.37	\$13,658.82
\$15,867.61	341.25							
9113 ELEMENTARY PRINCIPAL - BOX TOPS			1,361.30	.00	954.78	\$13,216.28	\$45.47	\$13,170.81
\$12,809.76	.00							
9130 HIGH SCHOOL PRINCIPAL FUND			3,624.63	20.27	3,916.23	\$2,597.20	\$.00	\$2,597.20
\$2,888.80	50.00							
9131 HIGH SCHOOL PRINCIPAL (AFTER PROM) FUND			200.00	.00	.00	\$250.00	\$.00	\$250.00
\$50.00	.00							
9222 HTG SCHOOL PRINCIPAL FUND LIBRARY			21.05	.00	.00	\$2,188.00	\$.00	\$2,188.00
\$2,166.95	.00							
TOT 018:	\$33,763.12	391.25	22,930.73	322.47	23,126.18	\$33,585.67	\$1,720.84	\$31,864.83
=====								

** FUND 019 **								

9001 SHOPA KIDS IN NEED FOUNDATION GRANT			.00	.00	.00	\$.35	\$.00	\$.35
\$.35	.00							
9003 MIAMI COUNTY FOUNDATION-FEELING GOOD MILE HIG			.00	.00	.00	\$1.84	\$.00	\$1.84
\$1.84	.00							
9004 RADIO & TEL NEWS DIRECTORS FOUND MEDIA TECH			.00	.00	.00	\$174.02	\$.00	\$174.02
\$174.02	.00							
9005 ECO GARDEN GRANT MIAMI COUNTY PARK DISTRICT			.00	.00	.00	\$500.00	\$.00	\$500.00
\$500.00	.00							
9007 REED - VALEDICTORIAN/MEMORIAL			.00	.00	1.00	\$309.58	\$.00	\$309.58
\$310.58	.00							
9008 MIAMI COUNTY FOUNDATION ECO GARDEN GRANT			.00	.00	.00	\$3.75	\$.00	\$3.75
\$3.75	.00							
9009 ELEMENTARY ART - TROY FOUNDATION			.00	.00	.00	\$12.91	\$.00	\$12.91
\$12.91	.00							
9011 MIAMI COUNTY FOUNDATION ALL ABOARD PROGRAM			.00	.00	.00	\$102.22	\$.00	\$102.22
\$102.22	.00							

MDECA CREATED (FINJOU)

*** NOTE!! ONLY ACTIVE ACCOUNTS HAVE BEEN SELECTED, TOTALS MAY EXCLUDE AMOUNTS THAT ARE RELATED TO INACTIVE ACCOUNTS. ***

	BEGINNING BALANCE	MTD RECEIPTS	FYTD RECEIPTS	MTD EXPENDITURES	FYTD EXPENDITURES	AVAILABLE BALANCE	TOTAL ENCUMBERED	TOTAL UNENCUMBER BALANCE
9012 MAC GRANT	\$1,093.18	.00	.00	.00	.00	\$1,093.18	\$.00	\$1,093.18
9015 MIAMI COUNTY FOUNDATION ELEMENTARY GRANT	\$20.25	.00	.00	.00	.00	\$20.25	\$.00	\$20.25
9017 EAGLES-COVINGTON DONATION	\$8,927.64	.00	.00	.00	2,099.00	\$5,927.64	\$.00	\$5,927.64
9018 MIAMI COUNTY FOUNDATION-ART DISCOVERY CAMP	\$512.62	.00	.00	.00	.00	\$512.62	\$.00	\$512.62
9021 TROY FOUNDATION FIELD TRIP GRANT	\$.00	.00	.00	.00	.00	\$.00	\$.00	\$.00
9022 MISCELLANEOUS FIELD TRIP GRANTS	\$758.76	.00	.00	.00	.00	\$758.76	\$.00	\$758.76
9023 VIVIAN RUSSELL KINDERGARTEN FUND	\$57.87	.00	.00	.00	.00	\$57.87	\$.00	\$57.87
9024 ANNA BIER ART GRANT	\$645.20	.00	400.00	.00	451.21	\$593.99	\$92.90	\$501.09
9025 COMMUNITY BLOOD CENTER GRANT	\$.00	.00	.00	.00	.00	\$.00	\$.00	\$.00
9026 BELIEVE IN OHIO GRANT	\$67.65	.00	.00	.00	.00	\$67.65	\$.00	\$67.65
9027 TRI-COUNTY BOARD OF REC AND MENTAL HEALTH GRA	\$.00	.00	.00	.00	.00	\$.00	\$.00	\$.00
9131 MIAMI COUNTY FOUNDATION SEMI-ANNUAL GRANT	\$4,968.74	.00	.00	228.00	3,408.20	\$1,560.54	\$.00	\$1,560.54
9132 OTHER GRANT RENAISSANCE	\$.00	.00	.00	.00	.00	\$.00	\$.00	\$.00
9181 MIAMI COUNTY PARKS - GIZMOS GRANT	\$.00	.00	2,200.00	.00	.00	\$2,200.00	\$2,195.03	\$4.97
9182 Miami County Parks-7th Growth Mandsets	\$.00	.00	1,750.00	.00	.00	\$1,750.00	\$1,750.00	\$.00
9222 OTHER GRANT LIBRARY	\$10.00	.00	.00	.00	.00	\$10.00	\$.00	\$10.00
9230 OTHER GRANT	\$.00	.00	150.00	.00	.00	\$150.00	\$.00	\$150.00
9517 OTHER GRANT	\$.00	.00	6,400.00	.00	.00	\$6,400.00	\$.00	\$6,400.00
TOT 019:	\$17,266.58	.00	10,900.00	228.00	5,959.41	\$22,207.17	\$4,037.93	\$18,169.24

** FUND 022 **

BRADFORD EXEMPTED VILLAGE SD FINANCIAL REPORT BY FUND (With fund totals)

MDECA CREATED (FINJOU)
*** NOTE: ONLY ACTIVE ACCOUNTS HAVE BEEN SELECTED, TOTALS MAY EXCLUDE AMOUNTS THAT ARE RELATED TO INACTIVE ACCOUNTS. ***

	BEGINNING BALANCE	MTD RECEIPTS	FYTD RECEIPTS	MTD EXPENDITURES	FYTD EXPENDITURES	AVAILABLE BALANCE	TOTAL ENCUMBERED	TOTAL UNENCUMBER BALANCE
0000 CHSAA TOURNAMENT ACCOUNTS	.00		4,785.00	2,578.82	4,365.46	\$399.54	\$.00	\$399.54
9718 DISTRICT AGENCY	\$.00	1,039.96	1,039.96	.00	.00	\$1,039.96	\$.00	\$1,039.96
TOT 022:	\$.00	1,039.96	5,824.96	2,578.82	4,365.46	\$1,439.50	\$.00	\$1,439.50
=====								

** FUND 034 **								

0000 CLASSROOM FAC. MAINT.	\$502,200.52	67,876.08	87,223.34	.00	149,039.23	\$440,324.63	\$.00	\$440,324.63
9045 MAINTENANCE FUND DELINQUENCIES	\$.00		586.01	.00	.00	\$586.01	\$.00	\$586.01
TOT 034:	\$502,200.52	67,876.08	87,819.35	.00	149,039.23	\$440,920.64	\$.00	\$440,920.64
=====								

** FUND 200 **								

9000 MULTIPLE DISABILITIES CLASS	\$2,230.72	36.00	1,415.35	.00	1,146.63	\$2,499.44	\$.00	\$2,499.44
9015 CLASS OF 2015	\$.00		.00	.00	.00	\$.00	\$.00	\$.00
9016 CLASS OF 2016	\$775.02		.00	.00	775.02	\$.00	\$.00	\$.00
9017 CLASS OF 2017	\$1,266.07		.00	.00	1,266.07	\$.00	\$.00	\$.00
9018 CLASS OF 2018	\$1,054.76		1,716.00	19.81	2,462.20	\$308.56	\$.00	\$308.56
9019 CLASS OF 2019	\$475.50		4,181.80	86.43	3,039.96	\$1,617.34	\$256.45	\$1,360.89
9020 CLASS OF 2020	\$117.25		2,924.90	.00	2,024.00	\$1,018.15	\$.00	\$1,018.15
9021 STUDENT MANAGED ACT	\$.00		3,707.05	.00	2,305.00	\$1,402.05	\$.00	\$1,402.05
9119 POWER OF THE PEN	\$280.00		.00	.00	.00	\$280.00	\$.00	\$280.00

BRADFORD EXEMPTED VILLAGE SD FINANCIAL REPORT BY FUND (With fund totals)

MDECA CREATED (FINJOU) *** NOTE!! ONLY ACTIVE ACCOUNTS HAVE BEEN SELECTED, TOTALS MAY EXCLUDE AMOUNTS THAT ARE RELATED TO INACTIVE ACCOUNTS. ***

	BEGINNING BALANCE	MTD RECEIPTS	FYTD RECEIPTS	MTD EXPENDITURES	FYTD EXPENDITURES	AVAILABLE BALANCE	TOTAL ENCUMBERED	TOTAL UNENCUMBERED BALANCE
9128 SPANISH CLUB	\$28.73	.00	.00	.00	.00	\$28.73	\$0.00	\$28.73
9130 MUSE MACHINE	.00	.00	.00	.00	.00	\$2,001.22	\$0.00	\$2,001.22
9131 DRAMA CLUB	\$6,099.49	.00	.00	.00	.00	\$6,099.49	\$0.00	\$6,099.49
9132 RENAISSANCE	\$0.00	.00	.00	.00	.00	\$0.00	\$0.00	\$0.00
9133 GLEE CLUB	\$368.65	.00	.00	.00	.00	\$368.65	\$0.00	\$368.65
9320 HIGH SCHOOL FAMILY & CONSUMER SCIENCE	\$0.00	.00	.00	.00	.00	\$0.00	\$0.00	\$0.00
9330 FUTURE FARMERS OF AMERICA	\$2,399.18	470.00	17,809.64	756.14	15,457.81	\$4,751.01	\$1,217.50	\$3,533.51
9400 HIGH SCHOOL MUSIC DEPARTMENT	\$541.42	.00	550.00	.00	520.30	\$571.12	\$0.00	\$571.12
9610 ELEMENTARY STUDENT COUNCIL	\$648.32	.00	.00	.00	.00	\$648.32	\$0.00	\$648.32
9630 HIGH SCHOOL STUDENT COUNCIL	\$1,179.06	.00	.00	.00	.00	\$1,179.06	\$0.00	\$1,179.06
9680 YEARBOOK	\$6,859.36	300.00	4,912.50	.00	5,242.60	\$6,529.26	\$2,315.00	\$4,214.26
9710 NATIONAL HONOR SOCIETY	\$478.57	.00	.00	470.75	799.84	\$321.27	\$0.00	\$321.27
TOT 200:	\$26,823.32	206.00	37,217.24	1,333.13	35,059.43	\$28,981.13	\$3,788.95	\$25,192.18

** FUND 300 **

9001 HIGH SCHOOL ART	\$721.58	.00	.00	.00	.00	\$721.58	\$0.00	\$721.58
9002 WASHINGTON DC TRIP - 8TH GRADE	\$1,986.64	691.25	46,229.14	21,875.00	39,774.00	\$8,441.78	\$8,000.00	\$441.78
9004 MEDIA-TECH CLASS	\$5.57	.00	.00	.00	.00	\$5.57	\$0.00	\$5.57
9190 ROADER BALLOONS	\$0.00	.00	.00	.00	.00	\$0.00	\$0.00	\$0.00
9500 ATHLETIC DIRECTOR	\$9,986.40	50,000.04	127,064.29	54,862.55	122,997.51	\$13,973.18	\$10,279.79	\$3,693.39
9501 ATHLETIC DIRECTOR FSN	\$750.00	.00	.00	.00	.00	\$750.00	\$0.00	\$750.00

FINANCIAL REPORT BY FUND (With fund totals)

BRADFORD EXEMPTED VILLAGE SD

MDECA CREATED (FINJOU)
*** NOTE!! ONLY ACTIVE ACCOUNTS HAVE BEEN SELECTED, TOTALS MAY EXCLUDE AMOUNTS THAT ARE RELATED TO INACTIVE ACCOUNTS. ***

	BEGINNING BALANCE	MTD RECEIPTS	FYTD RECEIPTS	MTD EXPENDITURES	FYTD EXPENDITURES	AVAILABLE BALANCE	TOTAL ENCUMBERED	TOTAL UNENCUMBERED BALANCE

** FUND 504 **								

0000 ED JOBS FUND	\$.00	.00	.00	.00	.00	\$.00	\$.00	\$.00
TOT 504:	\$.00	.00	.00	.00	.00	\$.00	\$.00	\$.00
=====								

** FUND 506 **								

0000 RACE TO THE TOP FEDERAL FUNDS	\$.00	.00	.00	.00	.00	\$.00	\$.00	\$.00
TOT 506:	\$.00	.00	.00	.00	.00	\$.00	\$.00	\$.00
=====								

** FUND 516 **								

0000 IDEA PART B	\$.00	.00	.00	.00	.00	\$.00	\$.00	\$.00
9017 IDEA PART B	\$.00	16,945.73	16,945.73	16,945.73	16,945.73	\$.00	\$.00	\$.00
9018 IDEA PART B	\$.00	116,012.13	116,012.13	116,012.13	116,012.13	\$.00	\$.00	\$.00
9209 IDEA B SPECIAL ED FY2009 FLOKTHRU	\$.00	.00	.00	.00	.00	\$.00	\$.00	\$.00
9210 IDEA B SPECIAL ED FY2010	\$.00	.00	.00	.00	.00	\$.00	\$.00	\$.00
9211 IDEA B SPECIAL ED FY2011	\$.00	.00	.00	.00	.00	\$.00	\$.00	\$.00
9212 IDEA B SPECIAL ED FY2012	\$.00	.00	.00	.00	.00	\$.00	\$.00	\$.00
9213 IDEA B SPECIAL ED FY2013	\$.00	.00	.00	.00	.00	\$.00	\$.00	\$.00
9214 IDEA B SPECIAL ED FY2014	\$.00	.00	.00	.00	.00	\$.00	\$.00	\$.00

MDECA CREATED (FINJOU)

*** NOTE!! ONLY ACTIVE ACCOUNTS HAVE BEEN SELECTED, TOTALS MAY EXCLUDE AMOUNTS THAT ARE RELATED TO INACTIVE ACCOUNTS. ***

	BEGINNING BALANCE	MTD RECEIPTS	FYTD RECEIPTS	MTD EXPENDITURES	FYTD EXPENDITURES	AVAILABLE BALANCE	TOTAL ENCUMBERED	TOTAL UNENCUMBERED BALANCE
9215 IDEA B SPECIAL ED FY2015	.00	.00	.00	.00	.00	\$.00	\$.00	\$.00
9216 IDEA B SPECIAL ED FY2016	.00	.00	.00	.00	.00	\$.00	\$.00	\$.00
9217 IDEA B SPECIAL ED FY2017	.00	.00	.00	.00	.00	\$.00	\$.00	\$.00
932N SPECIAL ED - ARRA STIMULUS	.00	.00	.00	.00	.00	\$.00	\$.00	\$.00
932O SPECIAL ED - ARRA STIMULUS	.00	.00	.00	.00	.00	\$.00	\$.00	\$.00
9718 IDEA PART B	.00	.00	.00	.00	.00	\$.00	\$.00	\$.00
TOT 516:	\$.00	132,957.86	132,957.86	132,957.86	132,957.86	\$.00	\$.00	\$.00

** FUND 532 **

932N STATE FISCAL STABILIZATION FUND (SFSF) STIMUL	.00	.00	.00	.00	.00	\$.00	\$.00	\$.00
932O STATE FISCAL STABILIZATION FUND (SFSF) STIMUL	.00	.00	.00	.00	.00	\$.00	\$.00	\$.00
TOT 532:	\$.00	.00	.00	.00	.00	\$.00	\$.00	\$.00

** FUND 533 **

9210 TITLE II-TECH FY2010	.00	.00	.00	.00	.00	\$.00	\$.00	\$.00
9211 TITLE II-TECH FY2011	.00	.00	.00	.00	.00	\$.00	\$.00	\$.00
9212 TITLE II-D TECH FY2012	.00	.00	.00	.00	.00	\$.00	\$.00	\$.00

FINANCIAL REPORT BY FUND (With fund totals)

BRADFORD EXEMPTED VILLAGE SD

MDECA CREATED (FINJOU)
*** NOTE:1 ONLY ACTIVE ACCOUNTS HAVE BEEN SELECTED, TOTALS MAY EXCLUDE AMOUNTS THAT ARE RELATED TO INACTIVE ACCOUNTS. ***

	BEGINNING BALANCE	MTD RECEIPTS	FYTD RECEIPTS	MTD EXPENDITURES	FYTD EXPENDITURES	AVAILABLE BALANCE	TOTAL ENCUMBERED	TOTAL UNENCUMBERED BALANCE
TOT 533:	\$.00	.00	.00	.00	.00	\$.00	\$.00	\$.00
=====								

** FUND 572 **								

0000 TITLE I	\$.00	.00	148.94	.00	.00	\$148.94	\$.00	\$148.94
9209 TITLE I DISADVANTAGED YOUTH FY2009	\$.00	.00	.00	.00	.00	\$.00	\$.00	\$.00
9210 TITLE I DISADVANTAGED YOUTH FY2010	\$.00	.00	.00	.00	.00	\$.00	\$.00	\$.00
9211 TITLE I DISADVANTAGED YOUTH FY2011	\$.00	.00	.00	.00	.00	\$.00	\$.00	\$.00
9213 TITLE I DISADVANTAGES YOUTH FY2013	\$.00	.00	.00	.00	.00	\$.00	\$.00	\$.00
9214 TITLE I DISADVANTAGED YOUTH FY2014	\$.00	.00	.00	.00	.00	\$.00	\$.00	\$.00
9215 TITLE I DISADVANTAGED YOUTH FY2015	\$.00	.00	.00	.00	.00	\$.00	\$.00	\$.00
9216 TITLE I DISADVANTAGE YOUTH FY16	\$.00	.00	.00	.00	.00	\$.00	\$.00	\$.00
9217 TITLE I DISADVANTAGED YOUTH FY17	\$.00	.00	.00	.00	.00	\$.00	\$.00	\$.00
9218 TITLE I DISADVANTAGED YOUTH FY18	\$.00	.00	32,551.61	10,650.29	32,551.61	\$.00	\$.00	\$.00
932N TITLE I STIMULUS FY2010	\$.00	.00	.00	.00	.00	\$.00	\$.00	\$.00
932O TITLE I STIMULUS FY2011	\$.00	.00	.00	.00	.00	\$.00	\$.00	\$.00
9718 TITLE I DISADVANTAGES YOUTH FY18	\$.00	.00	181,167.69	40,635.76	181,167.69	\$.00	\$.00	\$.00
TOT 572:	\$.00	1,014.16	213,868.24	51,286.05	213,719.30	\$148.94	\$.00	\$148.94
=====								

** FUND 573 **

BRADFORD EXEMPTED VILLAGE SD FINANCIAL REPORT BY FUND (With fund totals)

MDECA CREATED (FINJOU)
*** NOTE!! ONLY ACTIVE ACCOUNTS HAVE BEEN SELECTED, TOTALS MAY EXCLUDE AMOUNTS THAT ARE RELATED TO INACTIVE ACCOUNTS. ***

BEGINNING BALANCE	MTD RECEIPTS	FYTD RECEIPTS	MTD EXPENDITURES	FYTD EXPENDITURES	AVAILABLE BALANCE	TOTAL ENCUMBERED	TOTAL UNENCUMBERED BALANCE
9209 TITLE V FY2009	\$.00	.00	.00	.00	\$.00	\$.00	\$.00
TOT 573:	\$.00	.00	.00	.00	\$.00	\$.00	\$.00
=====							

** FUND 584 **							

9209 SAFE AND DRUG FREE FY2009	.00	.00	.00	.00	\$.00	\$.00	\$.00
9210 SAFE AND DRUG FREE FY2010	.00	.00	.00	.00	\$.00	\$.00	\$.00
TOT 584:	\$.00	.00	.00	.00	\$.00	\$.00	\$.00
=====							

** FUND 587 **							

9017 PRESCHOOL MONIES	\$.00	401.14	401.14	401.14	\$.00	\$.00	\$.00
9018 PRESCHOOL MONIES	\$.00	2,979.13	2,979.13	2,979.13	\$.00	\$.00	\$.00
9209 IDEA PRESCHOOL SPEC ED FY2009 FLOWTHRU	\$.00	.00	.00	.00	\$.00	\$.00	\$.00
9210 IDEA PRESCHOOL SPEC ED FY2010	\$.00	.00	.00	.00	\$.00	\$.00	\$.00
9211 IDEA PRESCHOOL SPEC ED FY2011	\$.00	.00	.00	.00	\$.00	\$.00	\$.00
9212 IDEA PRESCHOOL SPEC ED FY2012	\$.00	.00	.00	.00	\$.00	\$.00	\$.00
9213 IDEA PRESCHOOL SPEC ED FY2013	\$.00	.00	.00	.00	\$.00	\$.00	\$.00
9214 IDEA PRESCHOOL SPEC ED FY2013	\$.00	.00	.00	.00	\$.00	\$.00	\$.00
9215 IDEA PRESCHOOL SPEC ED FY2015	\$.00	.00	.00	.00	\$.00	\$.00	\$.00
9216 IDEA PRESCHOOL SPEC ED FY2016	\$.00	.00	.00	.00	\$.00	\$.00	\$.00

FINANCIAL REPORT BY FUND (With fund totals)

BRADFORD EXEMPTED VILLAGE SD

MDECA CREATED (FINJOU)
*** NOTE!! ONLY ACTIVE ACCOUNTS HAVE BEEN SELECTED, TOTALS MAY EXCLUDE AMOUNTS THAT ARE RELATED TO INACTIVE ACCOUNTS. ***

	BEGINNING BALANCE	MTD RECEIPTS	FYTD RECEIPTS	MTD EXPENDITURES	FYTD EXPENDITURES	AVAILABLE BALANCE	TOTAL ENCUMBERED	TOTAL UNENCUMB BALANCE
9217 IDEA PRESCHOOL SPEC ED FY2017	.00	.00	.00	.00	.00	\$.00	\$.00	\$.00
932N IDEA B FY2010 STIMULUS	.00	.00	.00	.00	.00	\$.00	\$.00	\$.00
932O IDEA B FY2011 STIMULUS	.00	.00	.00	.00	.00	\$.00	\$.00	\$.00
9718 IDEA	.00	.00	.00	.00	.00	\$.00	\$.00	\$.00
TOT 587:	\$.00	3,380.27	3,380.27	3,380.27	3,380.27	\$.00	\$.00	\$.00

** FUND 590 **								

9014 IMPROVING TEACHER QUALITY FY14	.00	.00	.00	.00	.00	\$.00	\$.00	\$.00
9209 IMPROVING TEACHER QUALITY FY2009	.00	.00	.00	.00	.00	\$.00	\$.00	\$.00
9210 IMPROVING TEACHER QUALITY FY2010	.00	.00	.00	.00	.00	\$.00	\$.00	\$.00
9211 IMPROVING TEACHER QUALITY FY2011	.00	.00	.00	.00	.00	\$.00	\$.00	\$.00
9212 IMPROVING TEACHER QUALITY FY2012	.00	.00	.00	.00	.00	\$.00	\$.00	\$.00
9213 IMPROVING TEACHER QUALITY FY2013	.00	.00	.00	.00	.00	\$.00	\$.00	\$.00
9214 IMPROVING TEACHER QUALITY FY2014	.00	.00	.00	.00	.00	\$.00	\$.00	\$.00
9215 IMPROVING TEACHER QUALITY FY2015	.00	.00	.00	.00	.00	\$.00	\$.00	\$.00
9216 IMPROVING TEACHER QUALITY FY2016	.00	.00	.00	.00	.00	\$.00	\$.00	\$.00
9217 IMPROVING TEACHER QUALITY FY2017	.00	.00	.00	.00	.00	\$.00	\$.00	\$.00
9218 IMPROVING TEACHER QUALITY FY18	.00	.00	.00	.00	.00	\$.00	\$.00	\$.00
9718 IMPROVING TEACHER QUALITY FY2018	.00	.00	.00	.00	.00	\$.00	\$.00	\$.00
TOT 588:	\$.00	5,075.55	24,577.41	5,110.73	24,577.41	\$.00	\$.00	\$.00

FINANCIAL REPORT BY FUND (With fund totals)

BRADFORD EXEMPTED VILLAGE SD

MDECA CREATED (FINJOU)
*** NOTE!! ONLY ACTIVE ACCOUNTS HAVE BEEN SELECTED, TOTALS MAY EXCLUDE AMOUNTS THAT ARE RELATED TO INACTIVE ACCOUNTS. ***

BEGINNING BALANCE	MTD RECEIPTS	FYTD RECEIPTS	MTD EXPENDITURES	FYTD EXPENDITURES	AVAILABLE BALANCE	TOTAL ENCUMBERED	TOTAL UNENCUMB BALANCE
\$6,709,741.53	883,267.74	8,333,532.67	972,206.05	7,737,204.93	\$7,300,069.27	\$413,141.35	\$6,886,927.92

GRAND TOTALS:

*** NOTE!! ONLY ACTIVE ACCOUNTS HAVE BEEN SELECTED, TOTALS MAY EXCLUDE AMOUNTS THAT ARE RELATED TO INACTIVE ACCOUNTS. ***

Date: 7/05/18

N E G A T I V E B U D G E T R E P O R T
Processing Month: June 2018
BRADFORD EXEMPTED VILLAGE SD

Page: 1
(NEGBUD)

Obj	Sec	Subject	Opn	Il	Job	Account Description	FYTD Budget	MTD Expended	FYTD Expended	Current Encumbered	Unencumbered Balance	
Fund: 001 Func: 7410												
001	7410						.00	35,136.50	184,354.09	.00	184,354.09	
921	0000	000000	000	00	000	ADVANCES OUT						
** Fund 001 Sec 0000 Totals							.00	35,136.50	184,354.09	.00	184,354.09	
022 7420												
922	0000	000000	000	00	000	DISTRICT AGENCY REPAYMENT RET	.00	1,000.00	1,000.00	.00	1,000.00	
** Fund 022 Sec 0000 Totals							.00	1,000.00	1,000.00	.00	1,000.00	
300 7420												
922	9002	000000	000	00	000	DISTRICT MANAGED ACT REPAYMEN	.00	14,000.00	14,000.00	.00	14,000.00	
** Fund 300 Sec 9002 Totals							.00	14,000.00	14,000.00	.00	14,000.00	
300 7420												
922	9500	000000	000	00	000	ADVANCE RETURN	.00	50,000.00	50,000.00	.00	50,000.00	
** Fund 300 Sec 9500 Totals							.00	50,000.00	50,000.00	.00	50,000.00	
572 7420												
922	9217	000000	000	00	000	TITLE I REPAYMENT RETURN	.00	10,650.29	10,650.29	.00	10,650.29	
** Fund 572 Sec 9217 Totals							.00	10,650.29	10,650.29	.00	10,650.29	
572 7420												
922	9718	000000	010	00	000	TITLE I REPAYMENT RETURN	.00	40,000.00	40,000.00	.00	40,000.00	
** Fund 572 Sec 9718 Totals							.00	40,000.00	40,000.00	.00	40,000.00	
590 7420												
922	9718	000000	000	00	000	IMPROVING TCHR QUALITY REPAYM	.00	5,300.00	5,300.00	.00	5,300.00	
** Fund 590 Sec 9718 Totals							.00	5,300.00	5,300.00	.00	5,300.00	
599 7420												
922	9916	000000	000	00	000	MISC. FED. GRANT REPAYMENT RE	.00	6,267.30	6,267.30	.00	6,267.30	
** Fund 599 Sec 9916 Totals							.00	6,267.30	6,267.30	.00	6,267.30	
599 7420												
922	9917	000000	000	00	000	MISC. FED. GRANT REPAYMENT RE	.00	25,000.00	25,000.00	.00	25,000.00	
** Fund 599 Sec 9917 Totals							.00	25,000.00	25,000.00	.00	25,000.00	
Grand Total All Funds							.00	188,354.09	337,571.68	.00	337,571.68	

BRADFORD EXEMPTED VILLAGE SD
 APPROPRIATION COMPLIANCE VERIFICATION
 Based On Expendable Amount
 Summary Report By Fund

FUND	DESCRIPTION	BEGIN CASH	REVSUM TOTAL	APPSUM TOTAL	CASH+REVS-APPS	ACTUAL FYTD RECEIPT
Total Fund 001	GENERAL	5,261,260.44	7,043,826.00	9,291,390.00	3,013,696.44	7,145,548.91
Total Fund 002	BOND RETIREMENT	186,858.12	111,193.00	130,968.00	167,623.12	107,942.05
Total Fund 003	PERMANENT IMPROVEMENT	489,183.90	0.00	169,209.15	319,974.75	0.00
Total Fund 006	FOOD SERVICE	67,541.44	261,350.00	295,894.26	33,497.18	248,707.73
Total Fund 007	SPECIAL TRUST	50,726.16	15,700.00	33,969.80	32,456.36	4,500.00
Total Fund 008	ENDORSEMENT	54,727.74	600.00	4,130.91	51,196.83	978.41
Total Fund 010	CLASSROOM FACILITIES	0.00	0.00	0.00	0.00	0.00
Total Fund 018	PUBLIC SCHOOL SUPPORT	39,783.12	27,175.00	32,980.93	27,977.19	22,930.73
Total Fund 019	OTHER GRANT	17,266.58	10,900.00	15,695.15	12,471.43	10,900.00
Total Fund 020	SPECIAL ENTERPRISE FUND	0.00	0.00	0.00	0.00	0.00
Total Fund 022	DISTRICT AGENCY	0.00	4,785.00	3,758.20	1,026.80	5,824.96
Total Fund 034	CLASSROOM FACILITIES MAINT.	502,200.52	44,952.08	151,986.45	395,186.15	87,819.35
Total Fund 200	STUDENT MANAGED ACTIVITY	26,823.32	35,115.00	48,222.39	13,715.93	37,217.24
Total Fund 300	DISTRICT MANAGED ACTIVITY	13,370.19	139,031.00	137,171.97	15,229.22	173,293.43
Total Fund 416	TEACHER DEVELOPMENT	0.00	0.00	0.00	0.00	0.00
Total Fund 432	MANAGEMENT INFORMATION SYSTEM	0.00	0.00	0.00	0.00	0.00
Total Fund 450	SCHOOLNET EQUIP/INFRASTRUCTURE	0.00	0.00	0.00	0.00	0.00
Total Fund 451	DATA COMMUNICATION FUND	0.00	3,600.00	3,600.00	0.00	3,600.00
Total Fund 452	SCHOOLNET PROFESS. DEVELOPMENT	0.00	0.00	0.00	0.00	0.00
Total Fund 454	* Invalid fund per the blue book	0.00	0.00	0.00	0.00	0.00
Total Fund 458	* Invalid fund per the blue book	0.00	0.00	0.00	0.00	0.00
Total Fund 459	OHIO READS	0.00	0.00	0.00	0.00	0.00
Total Fund 460	SUMMER INTERVENTION	0.00	0.00	0.00	0.00	0.00
Total Fund 499	MISCELLANEOUS STATE GRANT FUND	0.00	147.50	147.50	0.00	147.50
Total Fund 504	* Invalid fund per the blue book	0.00	0.00	0.00	0.00	0.00
Total Fund 506	RACE TO THE TOP	0.00	0.00	0.00	0.00	0.00
Total Fund 516	IDEA PART B GRANTS	0.00	144,578.48	144,578.48	0.00	132,957.86
Total Fund 532	* Invalid fund per the blue book	0.00	0.00	0.00	0.00	0.00
Total Fund 533	TITLE II D - TECHNOLOGY	0.00	0.00	0.00	0.00	0.00
Total Fund 572	TITLE I DISADVANTAGED CHILDREN	0.00	163,069.01	163,069.01	0.00	213,868.24
Total Fund 573	TITLE V INNOVATIVE EDUC PGM	0.00	0.00	0.00	0.00	0.00
Total Fund 584	DRUG FREE SCHOOL GRANT FUND	0.00	0.00	0.00	0.00	0.00
Total Fund 587	IDEA PRESCHOOL-HANDICAPPED	0.00	3,380.27	3,380.27	0.00	3,380.27
Total Fund 590	IMPROVING TEACHER QUALITY	0.00	19,466.68	19,466.68	0.00	24,577.41
Total Fund 599	MISCELLANEOUS FED. GRANT FUND	0.00	68,288.55	68,288.55	0.00	109,338.58
Grand Totals:		6,703,741.53	8,097,097.57	10,716,767.70	4,084,051.40	8,333,532.67

DATE: 07/05/18

TIME: 04:53

BALANCE CHECK REPORT
BRADFORD EXEMPTED VILLAGE SD

ALL FUNDS

CASH ACCOUNTS	972,206.05	APPROP ACCOUNTS	972,206.05
MONTH TO DATE EXPENDITURES			
BUDGET ACCOUNTS	972,206.05		

CASH ACCOUNTS	4,084,778.28	APPROP ACCOUNTS	4,084,778.28
YEAR TO DATE EXPENDITURES			
BUDGET ACCOUNTS	4,084,778.28		

CASH ACCOUNTS	7,737,204.93	APPROP ACCOUNTS	7,737,204.93
FISCAL YR TO DATE EXPENDITURES			
BUDGET ACCOUNTS	7,737,204.93		

CASH ACCOUNTS	306,796.51	APPROP ACCOUNTS	306,796.51
PROJECT YR TO DATE EXPENDITURES			
BUDGET ACCOUNTS	306,796.51		

CASH ACCOUNTS	883,267.74	REVENUE ACCOUNTS	883,267.74
MONTH TO DATE REVENUE			
REVENUE ACCOUNTS	883,267.74		

CASH ACCOUNTS	4,389,897.57	REVENUE ACCOUNTS	4,389,897.57
YEAR TO DATE REVENUE			
REVENUE ACCOUNTS	4,389,897.57		

CASH ACCOUNTS	8,333,532.67	REVENUE ACCOUNTS	8,333,532.67
FISCAL YR TO DATE REVENUE			
REVENUE ACCOUNTS	8,333,532.67		

CASH ACCOUNTS	317,539.20	REVENUE ACCOUNTS	317,539.20
PROJECT YR TO DATE REVENUE			
REVENUE ACCOUNTS	317,539.20		

DATE: 07/05/18

TIME: 04:33

BALANCE CHECK REPORT
BRADFORD EXEMPTED VILLAGE SD

PAGE 2
(BALCHK)

ALL FUNDS

CURRENT ENCUMBRANCES

OPEN P. O. FILE
419,141.35

BUDGET ACCOUNTS
413,141.35

APPROP ACCOUNTS
419,141.35

MONTH TO DATE TRANSFERS

APPROP ACCOUNTS
238,164.82

BUDGET ACCOUNTS
238,164.82

REVENUE ACCOUNTS
238,164.82

YEAR TO DATE TRANSFERS

APPROP ACCOUNTS
307,931.50

BUDGET ACCOUNTS
307,931.50

REVENUE ACCOUNTS
307,931.50

FISCAL YTD TRANSFERS

APPROP ACCOUNTS
406,849.09

BUDGET ACCOUNTS
406,849.09

REVENUE ACCOUNTS
406,849.09